

HICKSON ROAD SOUTH STAGE 3 - LANDSCAPE DESIGN FOR REF APPROVAL

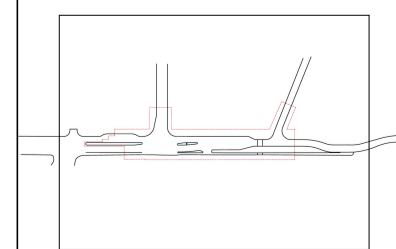


CONSULTANT

Hassell

Hassell LTD ABN 24 007 711 435
Level 2, Pier 8/9,23 Hickson Rd
Sydney NSW 2000 Australia
T +61 2 9101 2000
F +61 2 9101 2100
sydney@hassellstudio.com
Nominated Architects NSW:
Tony Griat 6350
Glenn Scott 6942
Ross de la Motte 7398

REFERENCE



NORTH

NOTES

1. Do not scale drawing. Written dimensions govern
 2. All dimensions are in millimeters unless noted otherwise
 3. All dimensions shall be verified on site before proceeding with the work. Hassell shall be notified in writing of any discrepancies.
 4. This drawing must be read in conjunction with all relevant contracts, specifications and drawings
- This drawing is an uncontrolled copy. Unless noted otherwise
© Copyright of this drawing is vested in Hassell Ltd.

REV DESCRIPTION

REV	DESCRIPTION	DATE
A	60% Design	20/10/2023
B	80% IFT/REF	04/04/2024
C	Draft - For REF approval	12/09/2025
D	For REF Approval	03/10/2025
E	For REF Approval - Client Comments Update	13/11/2025

DATE

DATE
20/10/2023
04/04/2024
12/09/2025
03/10/2025
13/11/2025

CLIENT



STATUS

FOR REF APPROVAL

DRAWING TITLE
COVER SHEET

PROJECT
HICKSON ROAD UPGRADE - STAGE 3

REVIEWED

JH

APPROVED
JB


DRAWING NO.
B1D-L-D-0-00-00-01

SCALE @ A1

PROJECT NO.
016559

REV NO.
E

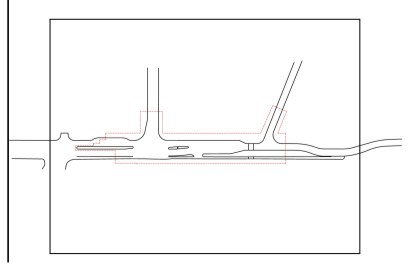
DRAWING INDEX			
Sheet Number	Sheet Name	Current Revision	Current Revision Description
00_COVER SHEETS/LEGENDS			
B1D-L-D-0-00-01	COVER SHEET	E	For REF Approval - Client Comments Update
B1D-L-D-0-00-02	DRAWING INDEX	E	For REF Approval - Client Comments Update
B1D-L-D-0-00-03	DRAWING LEGEND	F	For REF Approval - Client Comments Update
02_PUBLIC DOMAIN PLANS			
B1D-L-D-2-00-01	LANDSCAPE SITE PLAN	E	For REF Approval - Client Comments Update
B1D-L-D-2-00-02	GENERAL ARRANGEMENT PLAN	F	For REF Approval - Client Comments Update
B1D-L-D-2-00-03	GENERAL ARRANGEMENT PLAN	F	For REF Approval - Client Comments Update
B1D-L-D-3-00-01	PLANTING PLAN	E	For REF Approval - Client Comments Update
B1D-L-D-3-00-02	PLANTING PLAN	F	For REF Approval - Client Comments Update
05_SECTIONS			
B1D-L-D-5-00-01	SITE SECTIONS	E	For REF Approval - Client Comments Update
B1D-L-D-5-00-02	SITE SECTIONS	E	For REF Approval - Client Comments Update
B1D-L-D-5-00-03	SITE SECTIONS	E	For REF Approval - Client Comments Update
08_DETAILS			
B1D-L-D-8-00-01	DETAILS	E	For REF Approval - Client Comments Update
B1D-L-D-8-00-02	DETAILS	E	For REF Approval - Client Comments Update
B1D-L-D-8-00-03	DETAILS	E	For REF Approval - Client Comments Update
B1D-L-D-8-00-11	DETAILS	E	For REF Approval - Client Comments Update
B1D-L-D-8-00-21	DETAILS	E	For REF Approval - Client Comments Update
B1D-L-D-8-00-22	DETAILS	E	For REF Approval - Client Comments Update
B1D-L-D-8-00-23	DETAILS	C	For REF Approval - Client Comments Update
B1D-L-D-8-00-24	DETAILS	C	For REF Approval - Client Comments Update



CONSULTANT

Hassell LTD ABN-24 007 711 435
 Level 2, Pier 8/9, 23 Hickson Rd
 Sydney NSW 2000 Australia
 T +61 2 9101 2000
 F +61 2 9101 2100
 sydney@hassellstudio.com
 Nominated Architects NSW:
 Tony Griat 5350
 Glenn Scott 6842
 Ross de la Motte 7398

REFERENCE



NORTH

NOTES

- Do not scale drawing. Written dimensions govern
 - All dimensions are in millimeters unless noted otherwise
 - All dimensions shall be verified on site before proceeding with the work. Hassell shall be notified in writing of any discrepancies.
 - This drawing must be read in conjunction with all relevant contracts, specifications and drawings
- This drawing is an uncontrolled copy. Unless noted otherwise
 © Copyright of this drawing is vested in Hassell Ltd.

REV DESCRIPTION

REV	DESCRIPTION	DATE
A	60% Design	20/10/2023
B	80% I/F/REF	04/04/2024
C	Draft - For REF approval	12/09/2025
D	For REF Approval	03/10/2025
E	For REF Approval - Client Comments Update	13/11/2025

DATE

20/10/2023
 04/04/2024
 12/09/2025
 03/10/2025
 13/11/2025

CLIENT



STATUS

FOR REF APPROVAL

DRAWING TITLE

DRAWING INDEX

PROJECT

HICKSON ROAD UPGRADE - STAGE 3

REVIEWED

JH

APPROVED

JB

DRAWING NO.

B1D-L-D-0-00-02

SCALE @ A1

PROJECT NO.

016559

REV NO.

E

LEGEND

SITE

SYMBOL	DESCRIPTION
	SITE BOUNDARY
	EXTENT OF WORKS
	CONTOURS REFER ENSPIRE SOLUTIONS DOCUMENTATION
	TREE PLANTING AND STREETSCAPE DONE BY OTHERS
	SURVEY REFER GENERAL NOTES.
	PROPOSED KERB ALIGNMENT REFER ENSPIRE SOLUTIONS DOCUMENTATION. REFER KERB FINISHES IN "KERBS & EDGES" SECTION BELOW
	EXISTING KERB TO BE RETAINED AND PROTECTED. REFER TO ARBORIST REPORT AROUND EXISTING FIG TREES.
	EXISTING AND PROPOSED SERVICE PIT LIDS WHEN PROJECTING ONTO FOOTPATH TO BE PAVER IN-FILLED WITH PV01 ALIGN TO PAVING PATTERN REFER ENSPIRE SOLUTIONS DOCUMENTATION
	PROPOSED STORMWATER DRAINS AND TRENCH GRATES REFER ENSPIRE SOLUTIONS DOCUMENTATION
	PROPOSED PRAM RAMP REFER ENSPIRE SOLUTIONS DOCUMENTATION
	EXISTING LIGHT AND POLE. REFER TO ELECTRICAL ENGINEER'S DOCUMENTATION.

HARDWORKS

HARDWORKS (PAVING BUILDUP, STRUCTURES, JOINTING) TO BE READ IN CONJUNCTION WITH ENSPIRE SOLUTIONS CIVIL DOCUMENTATION AND IN ACCORDANCE WITH CITY OF SYDNEY SPECIFICATION DETAILS. HASSELL DOCUMENTATION SPECIFIES FINISH.

DRAWING	DETAIL REF	CODE	SYMBOL	DESCRIPTION
-	-	PVEX		EXISTING PAVING TO BE RETAINED AND PROTECTED
CoS SPEC	2.2.1 2.2.2 2.2.3 2.2.4 2.2.6 2.2.9	PV01		PAVING TYPE 01 - CITY OF SYDNEY GRANITE PAVING PEDESTRIAN GRADE TO BE SUPPLIED AND INSTALLED TO CITY OF SYDNEY SPECIFICATION AND DETAIL.
CoS SPEC	3.1.9 3.2.5	PV02		PAVING TYPE 02 - CITY OF SYDNEY STONE SETTS TO BE SUPPLIED AND INSTALLED TO CITY OF SYDNEY SPECIFICATION AND DETAIL.
B1D-L-D-8-00-00-01	1	PV03		PAVING TYPE 03 - PERMEABLE PAVING SUPPLIER - STONESET INSTALLED TO SUPPLIERS RECOMMENDATIONS
CoS SPEC	2.2.10	PV04		PAVING TYPE 04 - CITY OF SYDNEY GRANITE PAVING VEHICULAR GRADE TO BE SUPPLIED AND INSTALLED TO CITY OF SYDNEY SPECIFICATION AND DETAIL.
CoS SPEC	2.7.4	T101		TGSI TYPE 01 - STAINLESS STEEL STUD - WARNING TO BE SUPPLIED AND INSTALLED TO CITY OF SYDNEY SPECIFICATION AND DETAIL.
CoS SPEC	2.7.4	T102		TGSI TYPE 02 - STAINLESS STEEL STUD - DIRECTIONAL TO BE SUPPLIED AND INSTALLED TO CITY OF SYDNEY SPECIFICATION AND DETAIL.

KERBS & EDGES

KERBS, GUTTERS AND PRAM RAMP KERBS TO BE READ IN CONJUNCTION WITH ENSPIRE SOLUTIONS DOCUMENTATION AND BE IN ACCORDANCE WITH CITY OF SYDNEY SPECIFICATION AND DETAIL. HASSELL DOCUMENTATION SPECIFIES FINISH.

DRAWING	DETAIL REF	CODE	SYMBOL	DESCRIPTION
CoS SPEC	1.1.1 2.2.6	KB01		KERB TYPE 01 - GRANITE KERB MATERIAL: AUSTRAL VERDE TO BE SUPPLIED AND INSTALLED TO CITY OF SYDNEY SPECIFICATION AND DETAIL.
CoS SPEC	1.1.10	KB02		KERB TYPE 02 - CYCLE PATH MEDIAN KERB MATERIAL: BLUESTONE TO BE SUPPLIED AND INSTALLED TO CITY OF SYDNEY SPECIFICATION AND DETAIL.
		ST01		STEEL EDGE TO BE SUPPLIED AND INSTALLED TO CITY OF SYDNEY SPECIFICATION AND DETAIL.

SOFTWORKS

CODE	SYMBOL	DESCRIPTION
TREX		EXISTING TREE INCLUDING TPZ AND SRZ NOTES: TO BE RETAINED AND PROTECTED
		TPZ: TREE PROTECTION ZONE. REFER ARBORIST REPORT.
		SRZ: STRUCTURAL ROOT ZONE. REFER ARBORIST REPORT.
TR01 TR02		PROPOSED TREE TYPE 01.02 REFER PLANTING SCHEDULE SIZE: 750L
		POTENTIAL PROPOSED TREE PENDING CONFIRMATION OF ONSITE CONDITIONS AND EXACT UTILITY SERVICES
TR03		PROPOSED TREE TYPE 03 REFER PLANTING SCHEDULE SIZE: 750L
TRPT		TREE PIT EXTENT - STRATAVAULT SUPPLIER - CITYGREEN SIZE: VARIES x 1200mm DEPTH NOTES: INCLUDE SUB-SOIL DRAINAGE
PL01		PLANTING MIX TYPE 01 - VERGE
PL02		PLANTING MIX TYPE 02 - MEDIAN

TREE SURROUNDS

DRAWING	DETAIL REF	CODE	SYMBOL	DESCRIPTION
	1	TS01		TREE SURROUND TYPE 01 - PAVEMENT INFILL TO BE SUPPLIED AND INSTALLED TO CITY OF SYDNEY SPECIFICATION AND DETAIL. TREE GRATE PRODUCT TO BE CONFIRMED BY CITY OF SYDNEY PRIOR TO INSTALLATION

STREET FURNITURE

DRAWING	DETAIL REF	CODE	SYMBOL	DESCRIPTION
CoS SPEC	4.2.1	FN01		CITY OF SYDNEY BENCH SEAT TO BE SUPPLIED AND INSTALLED TO CITY OF SYDNEY SPECIFICATION AND DETAIL.
CoS SPEC	4.3.1	FN02		CITY OF SYDNEY BIN ENCLOSURE TO BE SUPPLIED AND INSTALLED TO CITY OF SYDNEY SPECIFICATION AND DETAIL.

STREET FURNITURE

REFER ELECTRICAL ENGINEER DOCUMENTATION.

	CITY OF SYDNEY LIGHT AND POLE TO BE SUPPLIED AND INSTALLED TO CITY OF SYDNEY SPECIFICATION AND DETAIL. REFER TO ELECTRICAL ENGINEERS DOCUMENTATION
--	---

GENERAL NOTES

GENERAL

- ALL INFORMATION SHOWN WITHIN THE LANDSCAPE DRAWINGS SET HAS BEEN PREPARED FOR THE PURPOSES OF 80% DESIGN/ REF APPROVAL
- THIS DRAWING PACKAGE IS TO BE READ IN CONJUNCTION WITH ENSPIRE SOLUTIONS ENGINEERING DOCUMENTATION.

UNDERGROUND SERVICES

- LOCATIONS AND DEPTHS OF EXISTING AND PROPOSED SERVICES TO BE DETERMINED BASED ON FINAL ON-SITE INVESTIGATIONS. REFER TO ENSPIRE SOLUTIONS ENGINEERING DOCUMENTATION

GRADING AND LEVELS

- REFER TO ENSPIRE SOLUTIONS ENGINEERING DOCUMENTATION

SURVEY

- ORIGIN OF SURVEY:
- PROJECT: AL213009952.DT.001 DATE: 08/09/2023
CARRIED OUT BY: RPS AUSTRALIA EAST PTY LTD
- PROJECT 192-20 DATE: 11/08/2021
CARRIED OUT BY: CRAIG & RHODES PTY LTD

EXISTING AND PROPOSED TREES

- WORKS WITHIN THE EXISTING TREE TPZ AND SRZ: ALL WORKS WITHIN TREE TPZ TO BE CARRIED OUT IN ACCORDANCE WITH ARBORICULTURE ASSESSMENT REPORT (ELKE LANDSCAPE ARCHITECT, CONSULTING ARBORIST, HORTICULTURIST). FOR ALL WORKS WITHIN THE STRUCTURAL ROOT ZONE OF EXISTING TREES, CONTACT PROJECT ARBORIST.
- ALL ATTEMPTS HAVE BEEN MADE TO COORDINATE PROPOSED TREE AND TREE PIT LOCATIONS WITH EXISTING AND PROPOSED UNDERGROUND SERVICES BASED ON CIVIL DESIGN AND SURVEY INFORMATION AT THE TIME. FINAL PLACEMENT OF TREES AND TREE PIT AREAS TO BE CONFIRMED ON SITE BY CONTRACTOR PENDING SITE CONDITIONS - EXACT UTILITY SERVICES LOCATIONS.

EXISTING BUILDINGS AND PROPERTY

- BUILDING OUTLINES AND FOOTPRINTS SHOWN ON THE DRAWINGS ARE INDICATIVE ONLY AND SHOULD NOT BE RELIED UPON FOR DETAILED DESIGN.
- FINAL IMPACTS TO EXISTING BUILDINGS AND PROPERTY IS SUBJECT TO DETAILED DESIGN

SURFACE DRAINAGE AND GRADING

- REFER TO ENSPIRE SOLUTIONS ENGINEERING DOCUMENTATION FOR DRAINAGE DESIGN.

STREET LIGHTING

- REFER TO ELECTRICAL ENGINEERING DOCUMENTATION FOR STREET AND PUBLIC DOMAIN LIGHTING.

HOSTILE VEHICLE MITIGATION (HVM)

- THE PUBLIC DOMAIN AND STREETSCAPE OF HICKSON ROAD - STAGE 4 HAS BEEN DESIGNED TO AUSTRADRS AND CITY OF SYDNEY DESIGN STANDARDS. ADDITIONAL HVM MEASURES TO RESTRICT VEHICLE MOVEMENT OR PROVIDE BLAST PROTECTION DISTANCES HAVE NOT BEEN INCLUDED IN THE DESIGN.

LINEMARKINGS

- REFER TO ENSPIRE SOLUTIONS ENGINEERING DOCUMENTATION.

PLANTING SCHEDULE

TREE PLANTING

CODE	BOTANICAL NAME	COMMON NAME	POT SIZE	TOTAL
TR01	FRAXINUS PENNSYLVANICA 'URBANITE'	URBANITE ASH	750L	8
TR02	LOPHOSTEMON CONFERTUS	BRUSH BOX	750L	18
TR03	LIVISTONA AUSTRALIS	CABBAGE-TREE PALM	750L/10M HEIGHT	5

PLANTING MIX TYPE 01 - VERGE

CODE	BOTANICAL NAME	COMMON NAME	POT SIZE (MM)	TOTAL
BS	BANKSIA SPINULOSA 'BIRTHDAY CANDLES'	BANKSIA	140	503
BR	BRACHYSCOME SPP.	BRACHYSCOME	75 TUBE	503
BB	BULBINE BULBOSA	BULBINE LILY	75 TUBE	301
CC	CALOCEPHALUS CITERUS	LEMON BEAUTY HEADS	75 TUBE	402
CH	CHRYSOCEPHALUM SEMIPAPPUSUM	CHRYSOCEPHALUM	140	301
DA	DAMPIERA ALATA	WINGED-STEM DAMP.	75 TUBE	301
GO	GOODENIA OVATA	HOP GOODENIA	140	301
LL	LOMANDRA LONGIFOLIA 'LIME TUFF'	LIME TUFF	140	503
OD	OZOTHAMNUS DIOS. 'RED GINGHAM'	RICE FLOWER	140	402
VA	VERONICA ARENARIA	DIGGERS SPEEDWELL	75 TUBE	301
VH	VIOLA HEDERACEA	NATIVE VIOLET	75 TUBE	301
WS	WAHLENBERGIA STRICTA	TALL BLUEBELL	140	402
WF	WESTRINGIA FRUTICOSA 'FLAT N FRUITY'	COASTAL ROSEMARY	140	503

PLANTING MIX TYPE 02 - MEDIAN

CODE	BOTANICAL NAME	COMMON NAME	POT SIZE (MM)	TOTAL
LI	LIRIOPE 'ISABELLA'	LIRIOPE	140	696
LT	LOMANDRA LONGIFOLIA 'TANIKA'	TANIKA	140	696
LL	LOMANDRA LONGIFOLIA 'LIME TUFF'	LIME TUFF	140	464
CG	CASUARINA GLAUCA 'COUSIN IT'	COUSIN IT	140	464

TOTAL PLANT
QUANTITIES TO
BE CONFIRMED
FOR IFC.

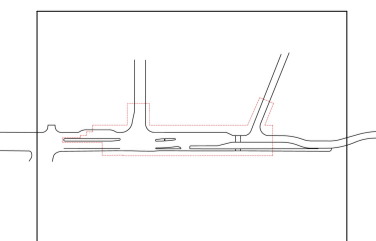


CONSULTANT

Hassell

Hassell LTD ABN 24 007 711 435
Level 2, Pier 8/9, 23 Hickson Rd
Sydney NSW 2000 Australia
T +61 2 9101 2000
F +61 2 9101 2100
sydney@hassellstudio.com
Nominated Architects NSW:
Tony Griat 5350
Glenn Scott 6842
Ross de la Motte 7398

REFERENCE



NORTH

NOTES

- Do not scale drawing. Written dimensions govern
 - All dimensions are in millimeters unless noted otherwise
 - All dimensions shall be verified on site before proceeding with the work. Hassell shall be notified in writing of any discrepancies.
 - This drawing must be read in conjunction with all relevant contracts, specifications and drawings
- This drawing is an uncontrolled copy. Unless noted otherwise
© Copyright of this drawing is vested in Hassell Ltd.

REV DESCRIPTION

REV	DESCRIPTION	DATE
A	60% Design	20/10/2023
B	80% IFT/REF	04/04/2024
C	Issue for Coordination	02/09/2025
D	Draft - For REF approval	12/09/2025
E	For REF Approval	03/10/2025
F	For REF Approval - Client Comments Update	13/11/2025

DATE

20/10/2023
04/04/2024
02/09/2025
12/09/2025
03/10/2025
13/11/2025

CLIENT



STATUS

FOR REF APPROVAL

DRAWING TITLE
DRAWING LEGEND

PROJECT
HICKSON ROAD UPGRADE - STAGE 3

REVIEWED

JH

APPROVED
JB

DRAWING NO.
B1D-L-D-0-00-03


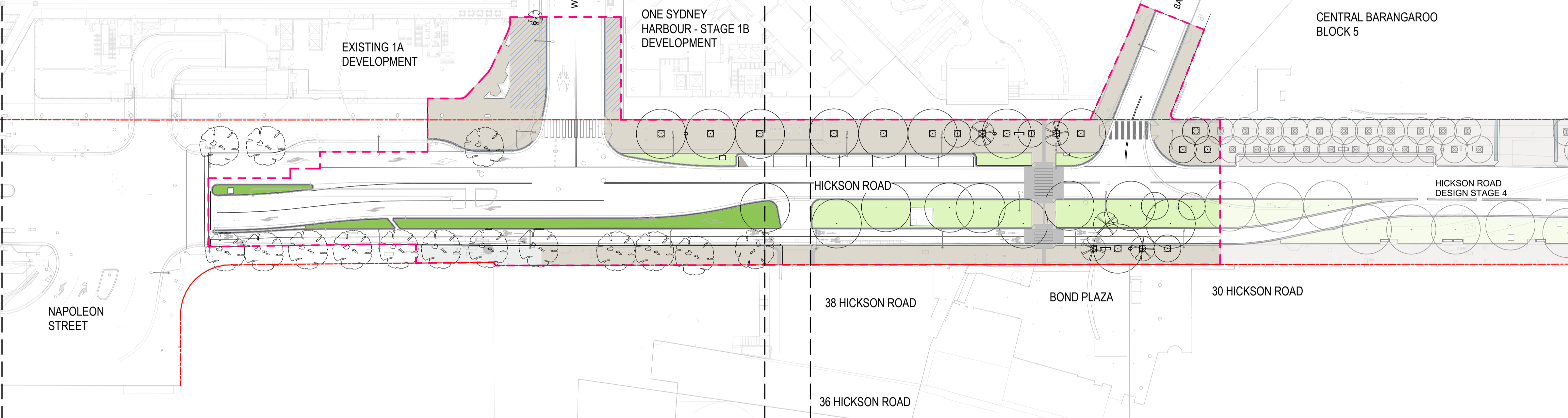
SCALE @ A1

PROJECT NO.
016559

REV NO.
F

B1D-L-D-2-00-00-02

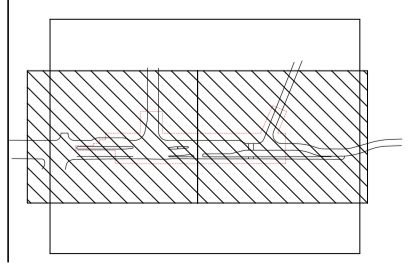
B1D-L-D-2-00-00-03




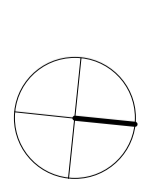
CONSULTANT
Hassell

Hassell LTD ABN 24 007 711 435
Level 2, Pier 8/9, 23 Hickson Rd
Sydney NSW 2000 Australia
T +61 2 9101 2000
F +61 2 9101 2100
sydney@hassellstudio.com
Nominated Architects NSW:
Tony Griat 5350
Glenn Scott 6842
Ross de la Motte 7398

REFERENCE



NORTH



NOTES

1. Do not scale drawing. Written dimensions govern
 2. All dimensions are in millimeters unless noted otherwise
 3. All dimensions shall be verified on site before proceeding with the work. Hassell shall be notified in writing of any discrepancies.
 4. This drawing must be read in conjunction with all relevant contracts, specifications and drawings
- This drawing is an uncontrolled copy. Unless noted otherwise
© Copyright of this drawing is vested in Hassell Ltd.

REV DESCRIPTION

REV	DESCRIPTION
A	60% Design
B	80% I/F/REF
C	Draft - For REF approval
D	For REF Approval
E	For REF Approval - Client Comments Update

DATE

20/10/2023
04/04/2024
12/09/2025
03/10/2025
13/11/2025

CLIENT



STATUS

FOR REF APPROVAL

DRAWING TITLE
LANDSCAPE SITE PLAN

PROJECT
HICKSON ROAD UPGRADE - STAGE 3

REVIEWED

JH

APPROVED
JB

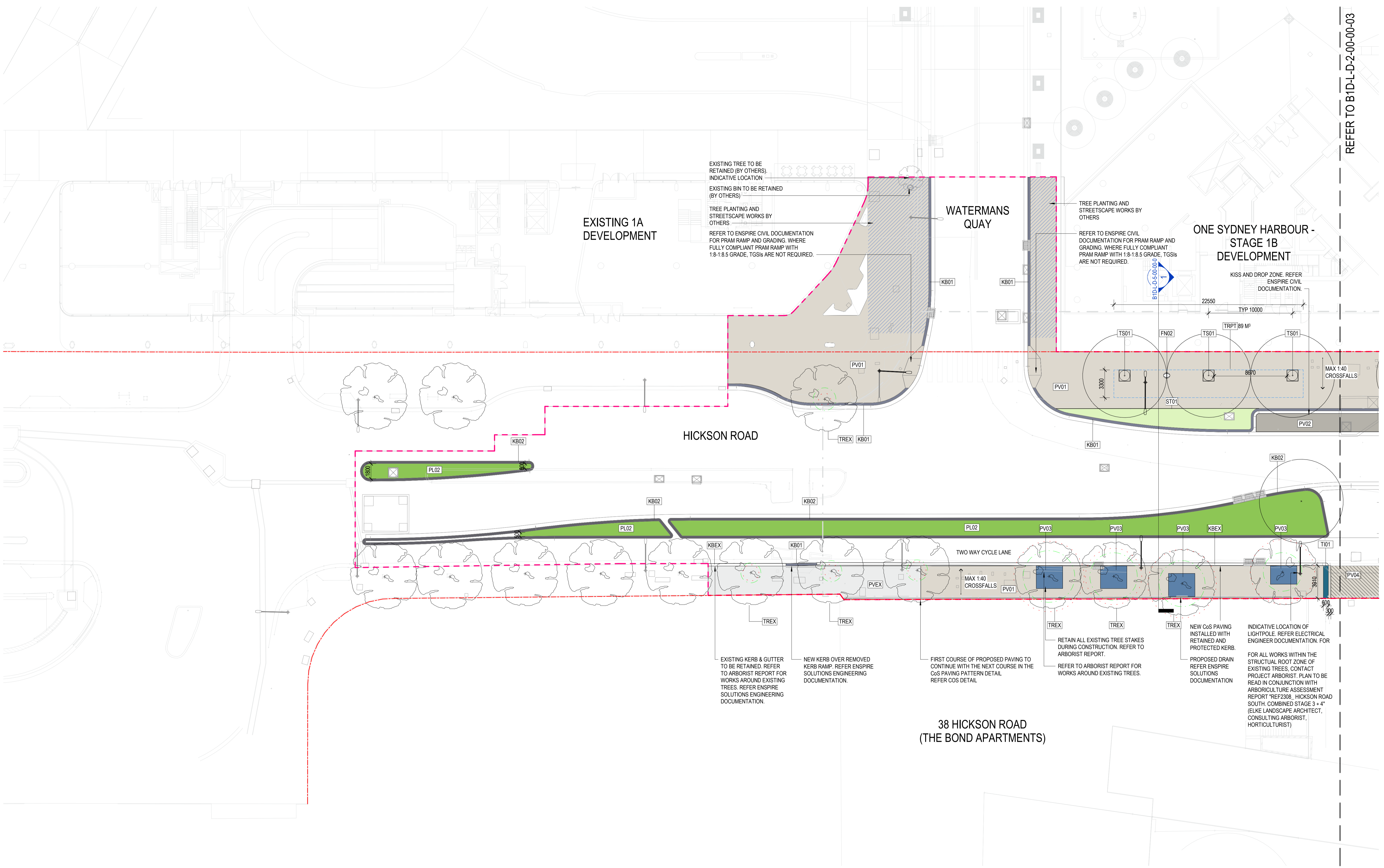
DRAWING NO.
B1D-L-D-2-00-00-01

SCALE @ A1

1 : 500

PROJECT NO.
016559

REV NO.
E



EXISTING TREE TO BE RETAINED (BY OTHERS). INDICATIVE LOCATION
 EXISTING BIN TO BE RETAINED (BY OTHERS)
 TREE PLANTING AND STREETSCAPE WORKS BY OTHERS
 REFER TO ENSPIRE CIVIL DOCUMENTATION FOR PRAM RAMP AND GRADING. WHERE FULLY COMPLIANT PRAM RAMP WITH 1:8-1:8.5 GRADE, TGSIs ARE NOT REQUIRED.

TREE PLANTING AND STREETSCAPE WORKS BY OTHERS
 REFER TO ENSPIRE CIVIL DOCUMENTATION FOR PRAM RAMP AND GRADING. WHERE FULLY COMPLIANT PRAM RAMP WITH 1:8-1:8.5 GRADE, TGSIs ARE NOT REQUIRED.

ONE SYDNEY HARBOUR - STAGE 1B DEVELOPMENT
 KISS AND DROP ZONE. REFER ENSPIRE CIVIL DOCUMENTATION.

EXISTING KERB & GUTTER TO BE RETAINED. REFER TO ARBORIST REPORT FOR WORKS AROUND EXISTING TREES. REFER ENSPIRE SOLUTIONS ENGINEERING DOCUMENTATION.

NEW KERB OVER REMOVED KERB RAMP. REFER ENSPIRE SOLUTIONS ENGINEERING DOCUMENTATION.

FIRST COURSE OF PROPOSED PAVING TO CONTINUE WITH THE NEXT COURSE IN THE CoS PAVING PATTERN DETAIL. REFER CoS DETAIL.

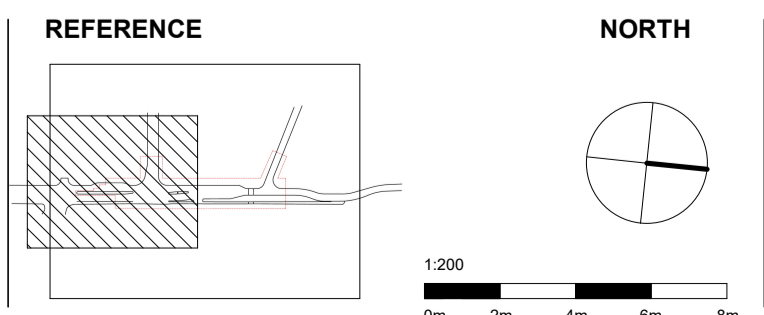
RETAIN ALL EXISTING TREE STAKES DURING CONSTRUCTION. REFER TO ARBORIST REPORT.
 REFER TO ARBORIST REPORT FOR WORKS AROUND EXISTING TREES.

NEW CoS PAVING INSTALLED WITH RETAINED AND PROTECTED KERB.
 PROPOSED DRAIN REFER ENSPIRE SOLUTIONS DOCUMENTATION

INDICATIVE LOCATION OF LIGHTPOLE. REFER ELECTRICAL ENGINEER DOCUMENTATION. FOR ALL WORKS WITHIN THE STRUCTURAL ROOT ZONE OF EXISTING TREES, CONTACT PROJECT ARBORIST. PLAN TO BE READ IN CONJUNCTION WITH ARBORICULTURE ASSESSMENT REPORT 'REF2308 - HICKSON ROAD SOUTH COMBINED STAGE 3 + 4' (ELKE LANDSCAPE ARCHITECT, CONSULTING ARBORIST, HORTICULTURIST)

38 HICKSON ROAD (THE BOND APARTMENTS)

CONSULTANT
Hassell
 Hassell LTD ABN 24 007 711 435
 Level 2, Pier 8/9, 23 Hickson Rd
 Sydney NSW 2000 Australia
 T +61 2 9101 2000
 F +61 2 9101 2100
 sydney@hassellstudio.com
 Nominated Architects NSW:
 Tony Griat 5350
 Glenn Scott 6842
 Ross de la Motte 7398



NOTES

1. Do not scale drawing. Written dimensions govern
2. All dimensions are in millimeters unless noted otherwise
3. All dimensions shall be verified on site before proceeding with the work. Hassell shall be notified in writing of any discrepancies.
4. This drawing must be read in conjunction with all relevant contracts, specifications and drawings

This drawing is an uncontrolled copy. Unless noted otherwise
 © Copyright of this drawing is vested in Hassell Ltd.

REV	DESCRIPTION	DATE
A	60% Design	20/10/2023
B	80% IFT/REF	04/04/2024
C	Issue for Coordination	02/09/2025
D	Draft - For REF approval	12/09/2025
E	For REF Approval	03/10/2025
F	For REF Approval - Client Comments Update	13/11/2025

CLIENT

STATUS
 FOR REF APPROVAL

DRAWING TITLE
 GENERAL ARRANGEMENT PLAN

PROJECT
 HICKSON ROAD UPGRADE - STAGE 3

REVIEWED
 JH

APPROVED
 JB

DRAWING NO.
 B1D-L-D-2-00-00-02

SCALE @ A1
 1 : 200

PROJECT NO.
 016559

REV NO.
 F

REFER TO B1D-L-D-2-00-00-02

HICKSON PARK

CENTRAL BARANGAROO
BLOCK 5

ONE SYDNEY HARBOUR -
STAGE 1B
DEVELOPMENT

REFER TO ENSPIRE CIVIL DOCUMENTATION
FOR PRAM RAMP AND GRADING. WHERE
FULLY COMPLIANT PRAM RAMP WITH
1:8-1:8.5, TGSIs ARE NOT REQUIRED.

TIE IN FUTURE VERGE
UPGRADE BY
CENTRAL
BARANGAROO

REFER TO ENSPIRE CIVIL DOCUMENTATION
FOR PRAM RAMP AND GRADING. WHERE
FULLY COMPLIANT PRAM RAMP WITH
1:8-1:8.5, TGSIs ARE NOT REQUIRED.

POTENTIAL PROPOSED TREES. PENDING
LOCATION OF EXISTING AND PROPOSED
SERVICES (JEMENA GAS).

TREE PIT SOIL TRENCH TO CONTINUE
TO STAGE 4. REFER STAGE 4
DOCUMENTATION.

EXACT ALIGNMENT OF PROPOSED ROWS OF TREES
TO BE CONFIRMED ON SITE BY CONTRACTOR.
PENDING SITE CONDITIONS- EXACT UTILITY
SERVICES LOCATION.

TYP 10000

TYP 5000

TYP 5000

EXISTING GAS
SERVICES BELOW

KISS AND DROP ZONE. REFER ENSPIRE
CIVIL DOCUMENTATION.

CENTRE OF ROAD - CHAINAGE LINE

HICKSON ROAD

PEDESTRIAN CROSSING. REFER
ENSPIRE SOLUTIONS DOCUMENTATION.

HICKSON ROAD
DESIGN STAGE 4

TWO WAY CYCLE LANE

MAX 1:40
CROSSFALLS

EXISTING STORMWATER
KERB INLET PITS. REFER
ENSPIRE SOLUTIONS
ENGINEERING
DOCUMENTATION.

EXISTING KERB & GUTTER
TO BE RETAINED. REFER
ENSPIRE SOLUTIONS
ENGINEERING
DOCUMENTATION.

EXISTING TACTILES TO BE MADE
GOOD AFTER INSTALLATION OF
PAVING. PAVING TO THE EXTENT
OF WORKS SHOWN TO TIE INTO
BOND PLAZA EXISTING PAVING

LOCATION OF TREES TO BE CONFIRMED
ON SITE BY CONTRACTOR. PENDING SITE
CONDITIONS, EXACT UTILITY SERVICES
LOCATION.

EXTENT OF STAGE 3
WORKS.

NEW KERB TO TIE IN WITH
EXISTING KERB. REFER ENSPIRE
ENGINEERING SOLUTIONS CIVIL
DOCUMENTATION.

TYP 5000

17940

THE BOND PLAZA

30 HICKSON ROAD

38 HICKSON ROAD

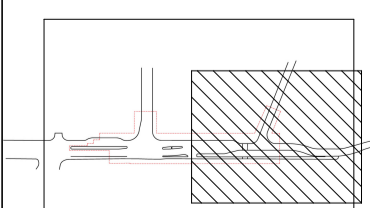


CONSULTANT

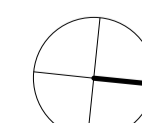
Hassell

Hassell LTD ABN 24 007 711 435
Level 2, Pier 8/9, 23 Hickson Rd
Sydney NSW 2000 Australia
T +61 2 9101 2000
F +61 2 9101 2100
sydney@hassellstudio.com
Nominated Architects NSW:
Tony Grist 5350
Glenn Scott 6842
Ross de la Motte 7398

REFERENCE



NORTH



NOTES

1. Do not scale drawing. Written dimensions govern
 2. All dimensions are in millimeters unless noted otherwise
 3. All dimensions shall be verified on site before proceeding with the work. Hassell shall be notified in writing of any discrepancies.
 4. This drawing must be read in conjunction with all relevant contracts, specifications and drawings.
- This drawing is an uncontrolled copy. Unless noted otherwise
© Copyright of this drawing is vested in Hassell Ltd.

REV DESCRIPTION

A	60% Design
B	80% IFT/REF
C	Issue for Coordination
D	Draft - For REF approval
E	For REF Approval
F	For REF Approval - Client Comments Update

DATE

20/10/2023
04/04/2024
02/09/2025
12/09/2025
03/10/2025
13/11/2025

CLIENT



STATUS

FOR REF APPROVAL

DRAWING TITLE
GENERAL ARRANGEMENT PLAN

PROJECT
HICKSON ROAD UPGRADE - STAGE 3

REVIEWED

JH

APPROVED

JB

DRAWING NO.

B1D-L-D-2-00-00-03

SCALE @ A1


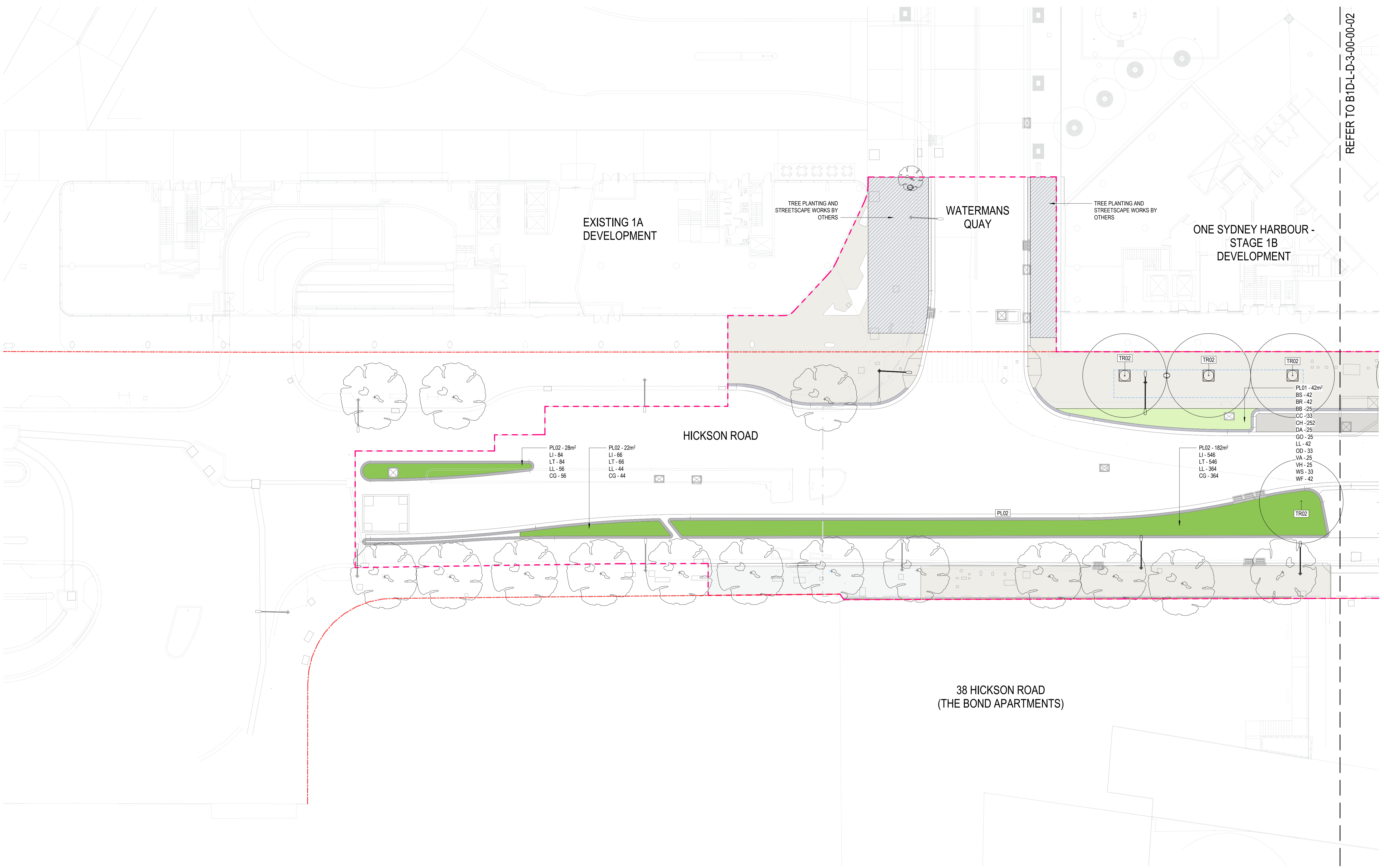
1 : 200

PROJECT NO.

016559

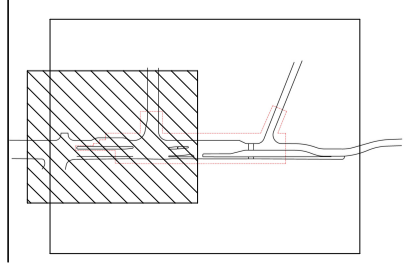
REV NO.

F

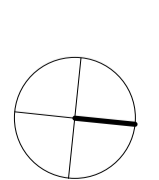


CONSULTANT
Hassell
 Hassell LTD ABN 24 007 711 435
 Level 2, Pier 8/9, 23 Hickson Rd
 Sydney NSW 2000 Australia
 T +61 2 9101 2000
 F +61 2 9101 2100
 sydney@hassellstudio.com
 Nominated Architects NSW:
 Tony Grist 5350
 Glenn Scott 6842
 Ross de la Motte 7398

REFERENCE



NORTH



NOTES

1. Do not scale drawing. Written dimensions govern
 2. All dimensions are in millimeters unless noted otherwise
 3. All dimensions shall be verified on site before proceeding with the work. Hassell shall be notified in writing of any discrepancies.
 4. This drawing must be read in conjunction with all relevant contracts, specifications and drawings
- This drawing is an uncontrolled copy. Unless noted otherwise
 © Copyright of this drawing is vested in Hassell Ltd.

REV DESCRIPTION

REV	DESCRIPTION	DATE
A	60% Design	20/10/2023
B	80% IFT/REF	04/04/2024
C	Draft - For REF approval	12/09/2025
D	For REF Approval	03/10/2025
E	For REF Approval - Client Comments Update	13/11/2025

DATE

20/10/2023
 04/04/2024
 12/09/2025
 03/10/2025
 13/11/2025

CLIENT



STATUS

FOR REF APPROVAL

DRAWING TITLE

PLANTING PLAN

PROJECT

HICKSON ROAD UPGRADE - STAGE 3

REVIEWED

JH

APPROVED

JB

DRAWING NO.

B1D-L-D-3-00-00-01

SCALE @ A1

1 : 200

PROJECT NO.

016559

REV NO.

E

REFER TO B1D-L-D-3-00-00-01

HICKSON PARK

CENTRAL BARANGAROO
BLOCK 5

ONE SYDNEY HARBOUR -
STAGE 1B
DEVELOPMENT

EXACT ALIGNMENT OF PROPOSED ROWS OF TREES
TO BE CONFIRMED ON SITE BY CONTRACTOR.
PENDING SITE CONDITIONS- EXACT UTILITY
SERVICES LOCATION.

PL01 - 28m²
BS - 28
BR - 28
BB - 16
CC - 22
CH - 168
DA - 16
GO - 16
LL - 28
OD - 22
VA - 16
VH - 16
WS - 22
WF - 28

PL01 - 17m²
BS - 17
BR - 17
BB - 10
CC - 13
CH - 102
DA - 10
GO - 10
LL - 17
OD - 13
VA - 10
VH - 10
WS - 13
WF - 17

POTENTIAL PROPOSED TREES. PENDING
LOCATION OF EXISTING AND PROPOSED
SERVICES (JEMENA GAS).

BARTON STREET

HICKSON ROAD

PL01 - 231m²
BS - 231
BR - 231
BB - 138
CC - 184
CH - 1386
DA - 138
GO - 138
LL - 231
OD - 184
VA - 138
VH - 138
WS - 184
WF - 231

LOCATION OF TREES
TO BE CONFIRMED ON
SITE BY CONTRACTOR.
PENDING SITE
CONDITIONS, EXACT
UTILITY SERVICES
LOCATION.

PL01 - 185m²
BS - 185
BR - 185
BB - 111
CC - 148
CH - 1110
DA - 111
GO - 111
LL - 185
OD - 148
VA - 111
VH - 111
WS - 148
WF - 185

THE BOND PLAZA

38 HICKSON ROAD

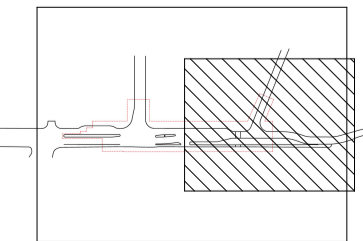
30 HICKSON ROAD



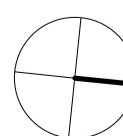
CONSULTANT

Hassell LTD ABN 24 007 711 435
Level 2, Pier 8/9, 23 Hickson Rd
Sydney NSW 2000 Australia
T +61 2 9101 2000
F +61 2 9101 2100
sydney@hassellstudio.com
Nominated Architects NSW:
Tony Grist 5350
Glenn Scott 6842
Ross de la Motte 7398

REFERENCE

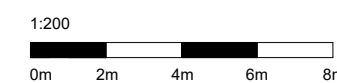


NORTH



NOTES

1. Do not scale drawing. Written dimensions govern
 2. All dimensions are in millimeters unless noted otherwise
 3. All dimensions shall be verified on site before proceeding with the work. Hassell shall be notified in writing of any discrepancies.
 4. This drawing must be read in conjunction with all relevant contracts, specifications and drawings
- This drawing is an uncontrolled copy. Unless noted otherwise
© Copyright of this drawing is vested in Hassell Ltd.



REV DESCRIPTION

REV	DESCRIPTION
A	60% Design
B	80% IFT/REF
C	Issue for Coordination
D	Draft - For REF approval
E	For REF Approval
F	For REF Approval - Client Comments Update

DATE

20/10/2023
04/04/2024
02/09/2025
12/09/2025
03/10/2025
13/11/2025

CLIENT



STATUS
FOR REF APPROVAL

DRAWING TITLE
PLANTING PLAN

PROJECT
HICKSON ROAD UPGRADE - STAGE 3

REVIEWED
JH

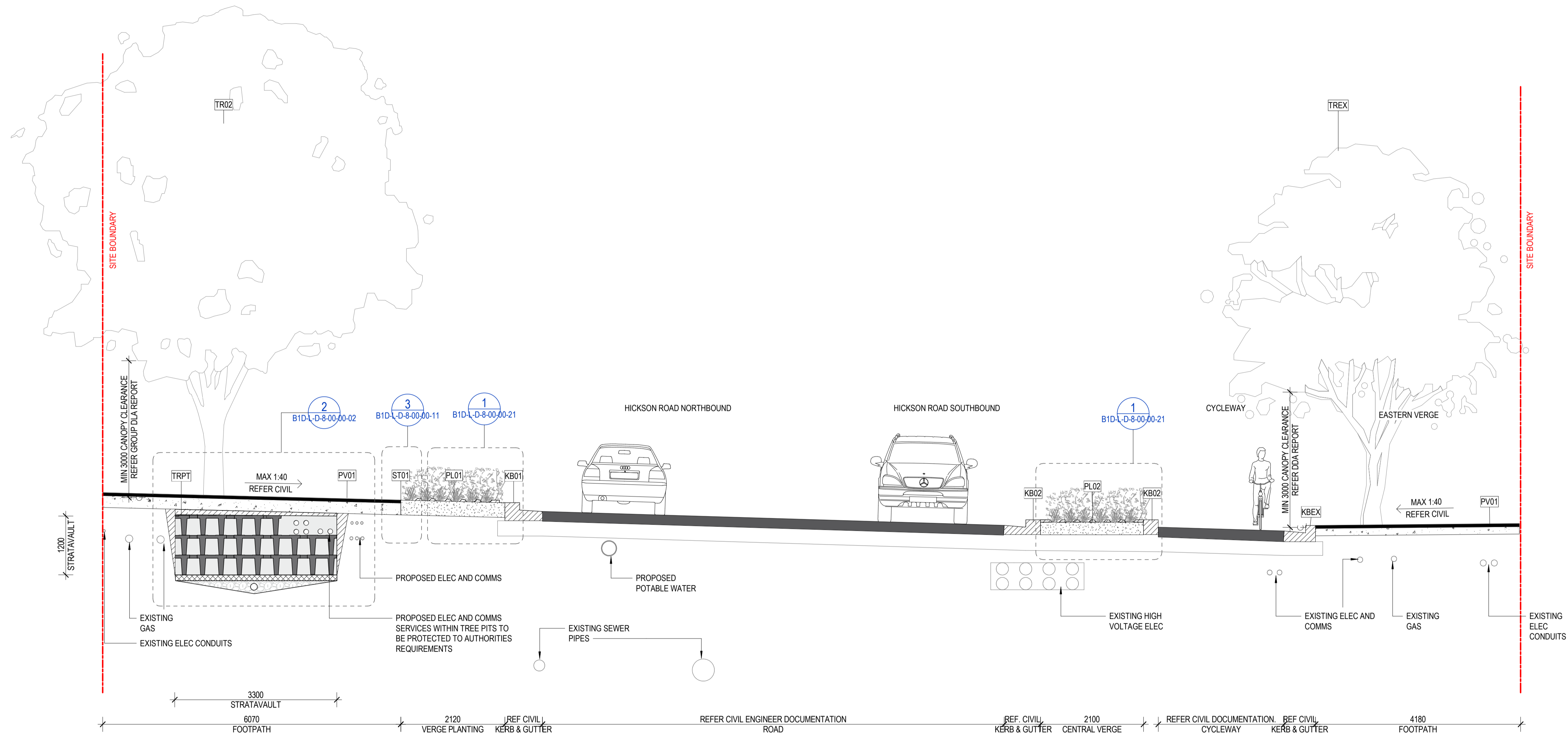
APPROVED
JB

DRAWING NO.
B1D-L-D-3-00-00-02

SCALE @ A1
1 : 200

PROJECT NO.
016559

REV NO.
F



1 Section 01
1:50

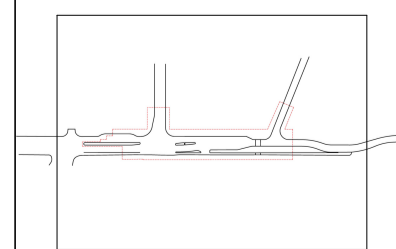
NOTE: REFER ENSPIRE ENGINEERING SOLUTIONS CIVIL DOCUMENTATION FOR LEVELS, GRADING AND EXISTING AND PROPOSED SERVICES LOCATION, DESCRIPTION AND DEPTH.

CONSULTANT



Hassell LTD ABN 24 007 711 435
Level 2, Pier 8/9, 23 Hickson Rd
Sydney NSW 2000 Australia
T +61 2 9101 2000
F +61 2 9101 2100
sydney@hassellstudio.com
Nominated Architects NSW:
Tony Grist 5350
Glenn Scott 6842
Ross de la Motte 7398

REFERENCE



NORTH

NOTES

- Do not scale drawing. Written dimensions govern
 - All dimensions are in millimeters unless noted otherwise
 - All dimensions shall be verified on site before proceeding with the work. Hassell shall be notified in writing of any discrepancies.
 - This drawing must be read in conjunction with all relevant contracts, specifications and drawings
- This drawing is an uncontrolled copy. Unless noted otherwise
© Copyright of this drawing is vested in Hassell Ltd.

REV DESCRIPTION

REV	DESCRIPTION	DATE
A	60% Design	20/10/2023
B	80% IFT/REF	04/04/2024
C	Draft - For REF approval	12/09/2025
D	For REF Approval	03/10/2025
E	For REF Approval - Client Comments Update	13/11/2025

DATE

20/10/2023
04/04/2024
12/09/2025
03/10/2025
13/11/2025

CLIENT



STATUS

FOR REF APPROVAL

DRAWING TITLE
SITE SECTIONS

PROJECT
HICKSON ROAD UPGRADE - STAGE 3

REVIEWED

JH

APPROVED
JB

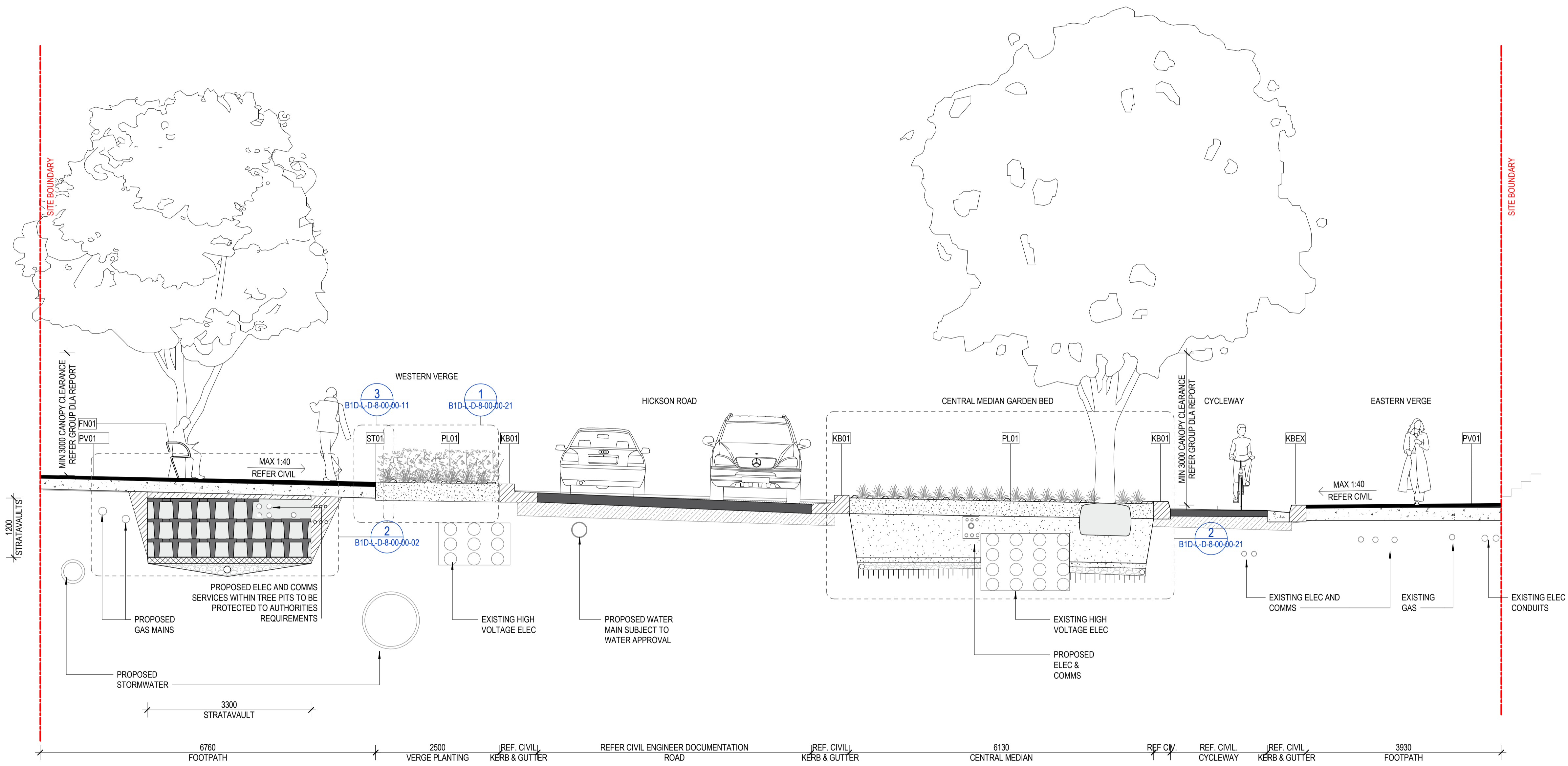
DRAWING NO.
B1D-L-D-5-00-00-01

SCALE @ A1

1:50

PROJECT NO.
016559

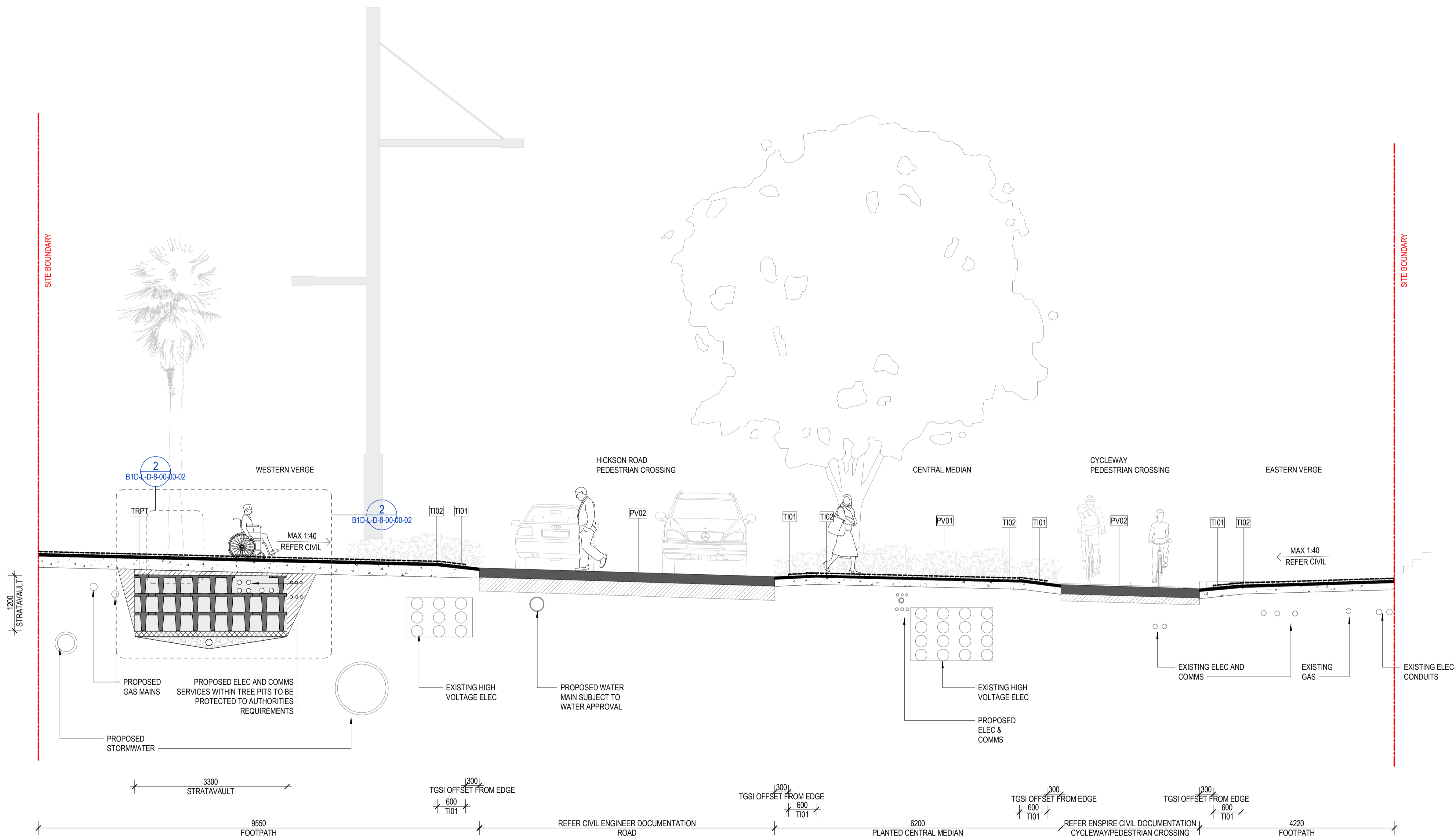
REV NO.
E



2 Section 02
1:50

NOTE: REFER ENSPIRE ENGINEERING SOLUTIONS CIVIL DOCUMENTATION FOR LEVELS, GRADING AND EXISTING AND PROPOSED SERVICES LOCATION, DESCRIPTION AND DEPTH.

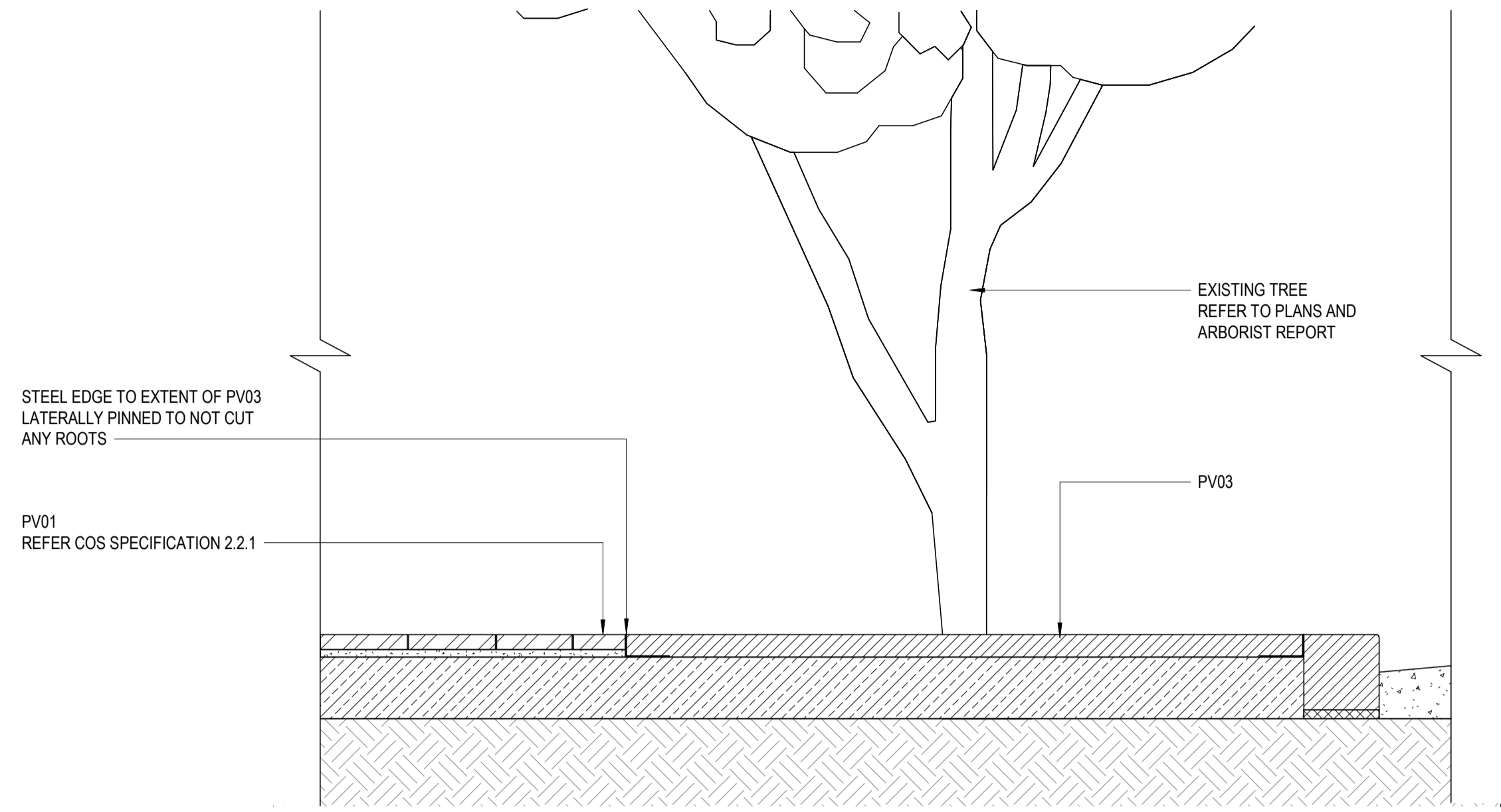
	CONSULTANT Hassell LTD ABN 24 007 711 435 Level 2, Pier 8/9, 23 Hickson Rd Sydney NSW 2000 Australia T +61 2 9101 2000 F +61 2 9101 2100 sydney@hassellstudio.com Nominated Architects NSW: Tony Grist 5350 Glenn Scott 6842 Ross de la Motte 7398	REFERENCE 	NORTH 	NOTES 1. Do not scale drawing. Written dimensions govern 2. All dimensions are in millimeters unless noted otherwise 3. All dimensions shall be verified on site before proceeding with the work. Hassell shall be notified in writing of any discrepancies. 4. This drawing must be read in conjunction with all relevant contracts, specifications and drawings This drawing is an uncontrolled copy. Unless noted otherwise © Copyright of this drawing is vested in Hassell Ltd.	REV DESCRIPTION A 60% Design B 80% IFT/REF C Draft - For REF approval D For REF Approval E For REF Approval - Client Comments Update	DATE 20/10/2023 04/04/2024 12/09/2025 03/10/2025 13/11/2025	CLIENT 	STATUS FOR REF APPROVAL DRAWING TITLE SITE SECTIONS PROJECT HICKSON ROAD UPGRADE - STAGE 3	REVIEWED JH APPROVED JB DRAWING NO. B1D-L-D-5-00-00-02	SCALE @ A1 1:50 PROJECT NO. 016559 REV NO. E
--	---	----------------------	------------------	---	--	---	-------------------	--	--	--



3 Section 03
1:50

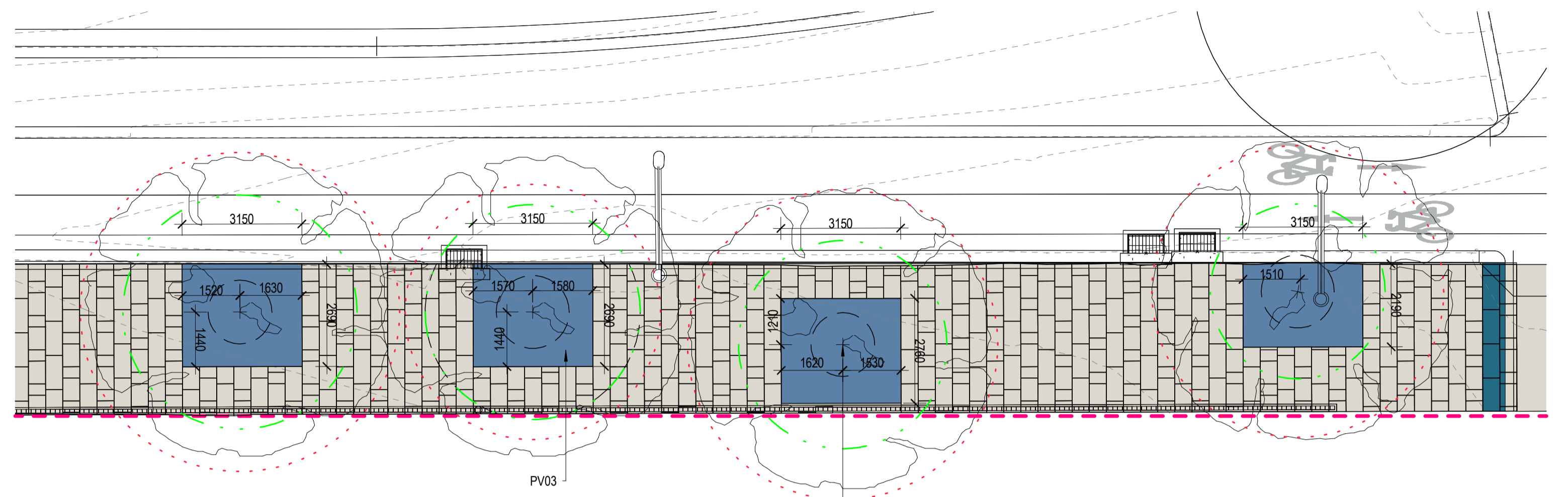
NOTE: REFER ENSPIRE ENGINEERING SOLUTIONS CIVIL DOCUMENTATION FOR LEVELS, GRADING AND EXISTING AND PROPOSED SERVICES LOCATION, DESCRIPTION AND DEPTH.

	CONSULTANT Hassell LTD ABN 24 007 711 435 Level 2, Pier 8/9, 23 Hickson Rd Sydney NSW 2000 Australia T +61 2 9101 2000 F +61 2 9101 2100 sydney@hassellstudio.com Nominated Architects NSW: Tony Grist 5350 Glenn Scott 6842 Ross de la Motte 7398	REFERENCE 	NORTH 	NOTES 1. Do not scale drawing. Written dimensions govern 2. All dimensions are in millimeters unless noted otherwise 3. All dimensions shall be verified on site before proceeding with the work. Hassell shall be notified in writing of any discrepancies. 4. This drawing must be read in conjunction with all relevant contracts, specifications and drawings This drawing is an uncontrolled copy. Unless noted otherwise © Copyright of this drawing is vested in Hassell Ltd.	REV DESCRIPTION A 60% Design B 80% IFT/REF C Draft - For REF approval D For REF Approval E For REF Approval - Client Comments Update	DATE 20/10/2023 04/04/2024 12/09/2025 03/10/2025 13/11/2025	CLIENT 	STATUS FOR REF APPROVAL DRAWING TITLE SITE SECTIONS PROJECT HICKSON ROAD UPGRADE - STAGE 3	REVIEWED JH APPROVED JB DRAWING NO. B1D-L-D-5-00-03	SCALE @ A1 1:50 PROJECT NO. 016559 REV NO. E
--	---	----------------------	------------------	---	--	---	-------------------	--	---	--




NOTE: FOR ALL WORKS WITHIN THE STRUCTURAL ROOT ZONE OF EXISTING TREES, CONTACT PROJECT ARBORIST. DETAIL TO BE READ IN CONJUNCTION WITH ARBORICULTURE ASSESSMENT REPORT "REF2308_HICKSON ROAD SOUTH, COMBINED STAGE 3 + 4" (ELKE LANDSCAPE ARCHITECT, CONSULTING ARBORIST, HORTICULTURIST)

1 PV03 - PERMEABLE PAVING AROUND EXISTING TREE - SECTION
1:20

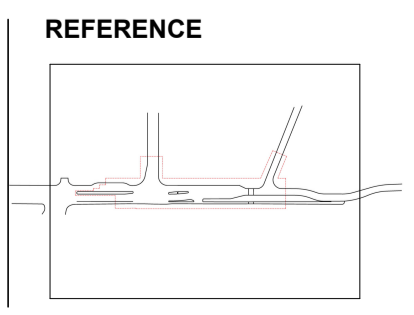


NOTE: FOR ALL WORKS WITHIN THE STRUCTURAL ROOT ZONE OF EXISTING TREES, CONTACT PROJECT ARBORIST. DETAIL TO BE READ IN CONJUNCTION WITH ARBORICULTURE ASSESSMENT REPORT "REF2308_HICKSON ROAD SOUTH, COMBINED STAGE 3 + 4" (ELKE LANDSCAPE ARCHITECT, CONSULTING ARBORIST, HORTICULTURIST)

2 PV03 - PERMEABLE PAVING AROUND EXISTING TREES - PLAN
1:100



CONSULTANT
Hassell
Hassell LTD ABN 24 007 711 435
Level 2, Pier 8/9, 23 Hickson Rd
Sydney NSW 2000 Australia
T +61 2 9101 2000
F +61 2 9101 2100
sydney@hassellstudio.com
Nominated Architects NSW:
Tony Griat 9350
Glenn Scott 6842
Ross de la Motte 7398



NORTH

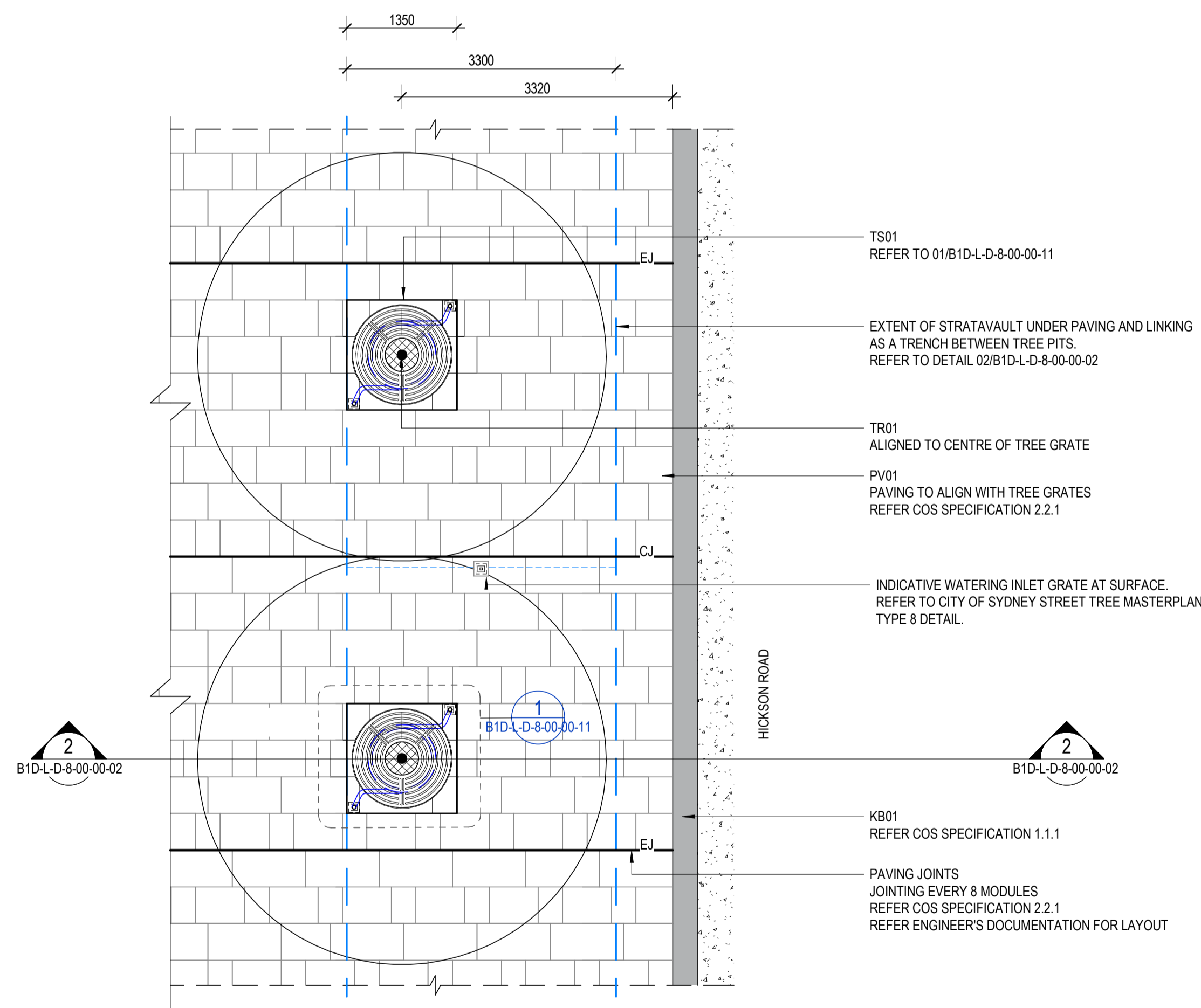
NOTES
1. Do not scale drawing. Written dimensions govern
2. All dimensions are in millimeters unless noted otherwise
3. All dimensions shall be verified on site before proceeding with the work. Hassell shall be notified in writing of any discrepancies.
4. This drawing must be read in conjunction with all relevant contracts, specifications and drawings
This drawing is an uncontrolled copy. Unless noted otherwise
© Copyright of this drawing is vested in Hassell Ltd.

REV	DESCRIPTION	DATE
A	60% Design	20/10/2023
B	80% IFT/REF	04/04/2024
C	Draft - For REF approval	12/09/2025
D	For REF Approval	03/10/2025
E	For REF Approval - Client Comments Update	13/11/2025

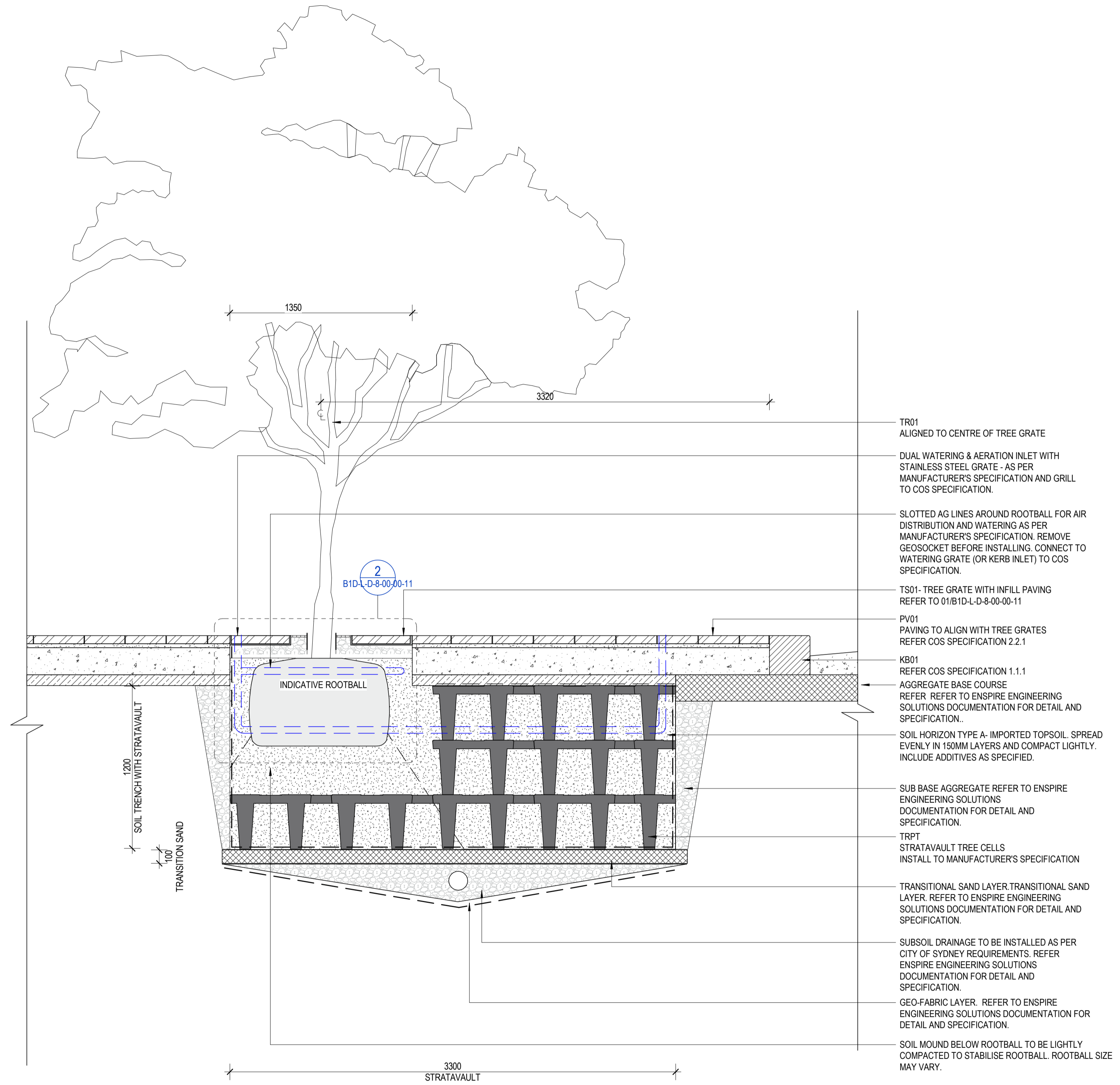


STATUS
FOR REF APPROVAL
DRAWING TITLE
DETAILS
PROJECT
HICKSON ROAD UPGRADE - STAGE 3

REVIEWED
JH
APPROVED
JB
DRAWING NO.
B1D-L-D-8-00-01
SCALE @ A1
As indicated
PROJECT NO.
016559
REV NO.
E



1 WESTERN VERGE - TYPICAL PLAN
1:50



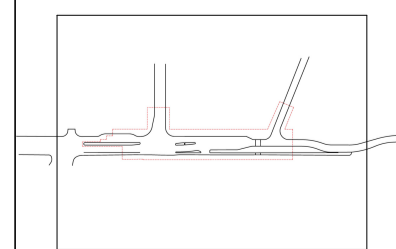
2 TRPT - WESTERN VERGE - TYPICAL SECTION
1:20

CONSULTANT

Hassell LTD ABN: 24 007 711 435
Level 2, Pier 8/9, 23 Hickson Rd
Sydney NSW 2000 Australia
T +61 2 9101 2000
F +61 2 9101 2100
sydney@hassellstudio.com
Nominated Architects NSW:
Tony Griat 5350
Glenn Scott 6842
Ross de la Motte 7398



REFERENCE



NORTH

NOTES

1. Do not scale drawing. Written dimensions govern
 2. All dimensions are in millimeters unless noted otherwise
 3. All dimensions shall be verified on site before proceeding with the work. Hassell shall be notified in writing of any discrepancies.
 4. This drawing must be read in conjunction with all relevant contracts, specifications and drawings
- This drawing is an uncontrolled copy. Unless noted otherwise
© Copyright of this drawing is vested in Hassell Ltd.

REV DESCRIPTION

REV	DESCRIPTION	DATE
A	60% Design	20/10/2023
B	80% IFT/REF	04/04/2024
C	Draft - For REF approval	12/09/2025
D	For REF Approval	03/10/2025
E	For REF Approval - Client Comments Update	13/11/2025

DATE

20/10/2023
04/04/2024
12/09/2025
03/10/2025
13/11/2025

CLIENT



STATUS

FOR REF APPROVAL

DRAWING TITLE
DETAILS

PROJECT
HICKSON ROAD UPGRADE - STAGE 3

REVIEWED

JH

APPROVED
JB

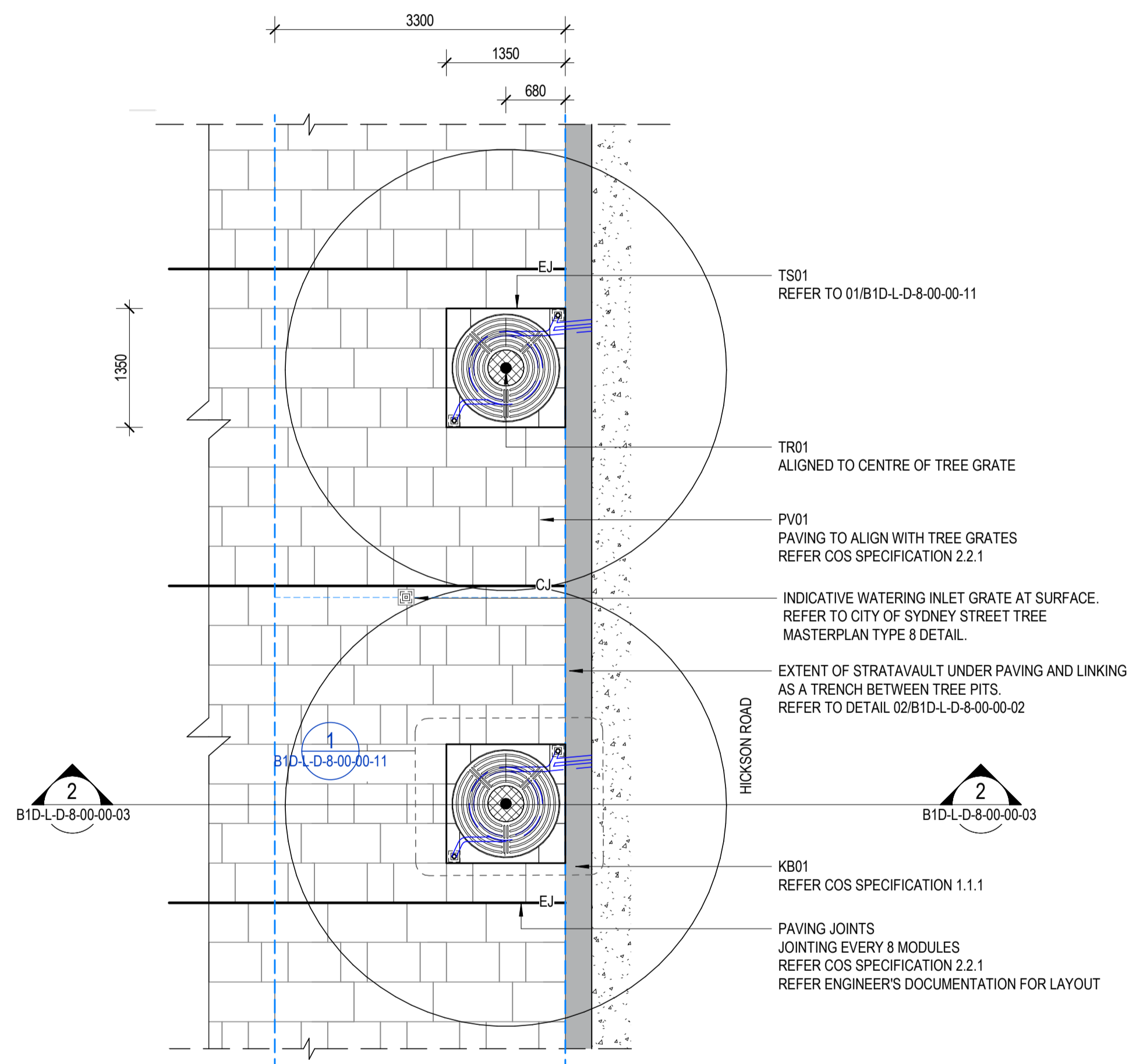
DRAWING NO.
B1D-L-D-8-00-00-02

SCALE @ A1

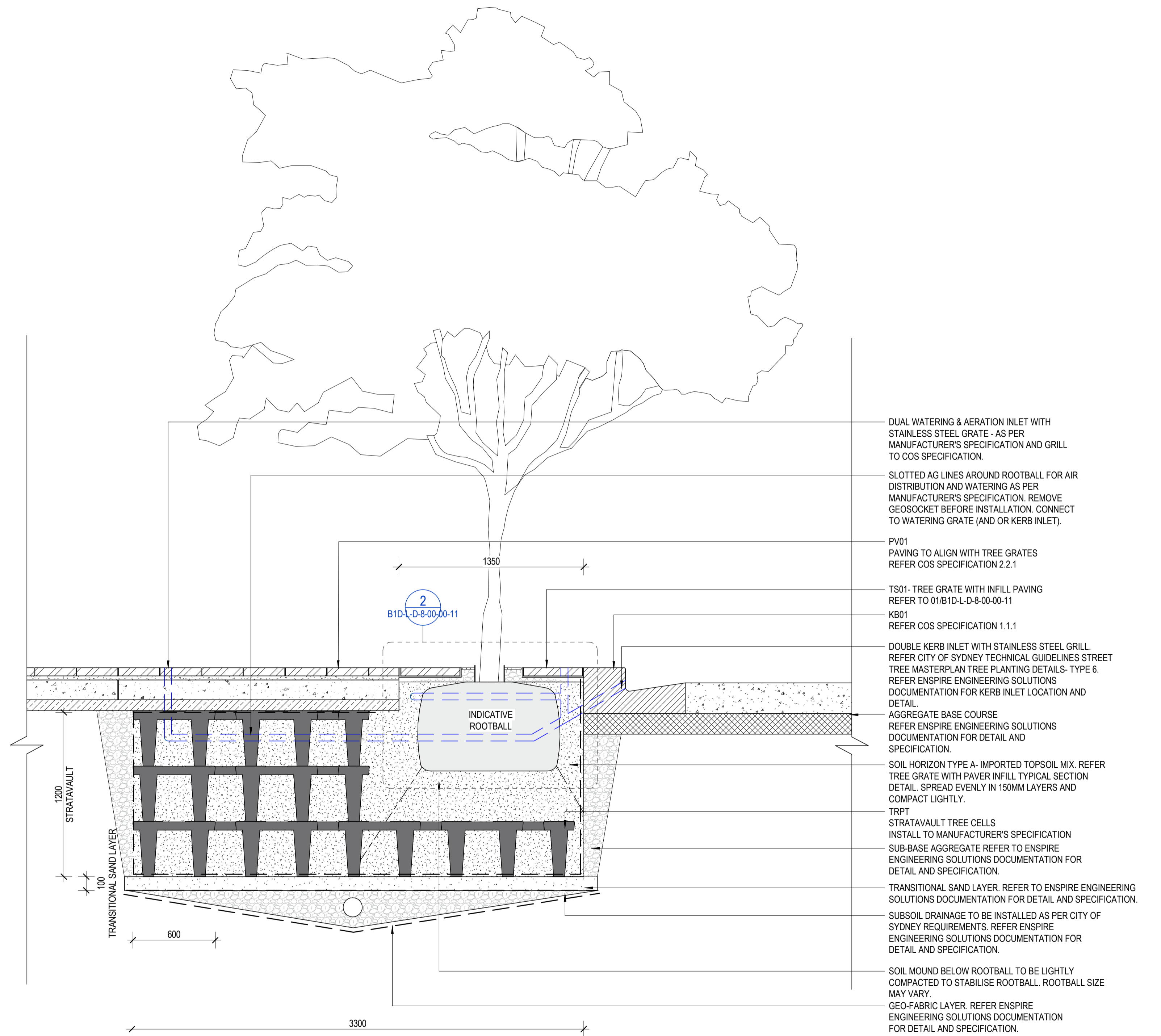
As indicated

PROJECT NO.
016559

REV NO.
E



1 EASTERN VERGE - TYPICAL PLAN
1:50



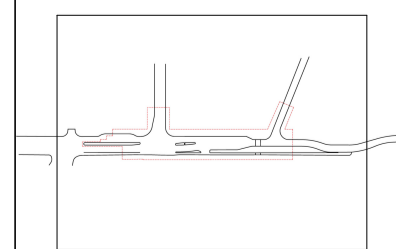
2 TRPT - EASTERN VERGE - TYPICAL SECTION
1:20

CONSULTANT



Hassell LTD ABN 24 007 711 435
Level 2, Pier 8/9, 23 Hickson Rd
Sydney NSW 2000 Australia
T +61 2 9101 2000
F +61 2 9101 2100
sydney@hassellstudio.com
Nominated Architects NSW:
Tony Grist 9350
Glenn Scott 6842
Ross de la Motte 7398

REFERENCE



NORTH

NOTES

- Do not scale drawing. Written dimensions govern
 - All dimensions are in millimeters unless noted otherwise
 - All dimensions shall be verified on site before proceeding with the work. Hassell shall be notified in writing of any discrepancies.
 - This drawing must be read in conjunction with all relevant contracts, specifications and drawings
- This drawing is an uncontrolled copy. Unless noted otherwise
© Copyright of this drawing is vested in Hassell Ltd.

REV DESCRIPTION

REV	DESCRIPTION	DATE
A	60% Design	20/10/2023
B	80% ITR/REF	04/04/2024
C	Draft - For REF approval	12/09/2025
D	For REF Approval	03/10/2025
E	For REF Approval - Client Comments Update	13/11/2025

DATE

20/10/2023
04/04/2024
12/09/2025
03/10/2025
13/11/2025

CLIENT



STATUS
FOR REF APPROVAL

DRAWING TITLE
DETAILS

PROJECT
HICKSON ROAD UPGRADE - STAGE 3

REVIEWED

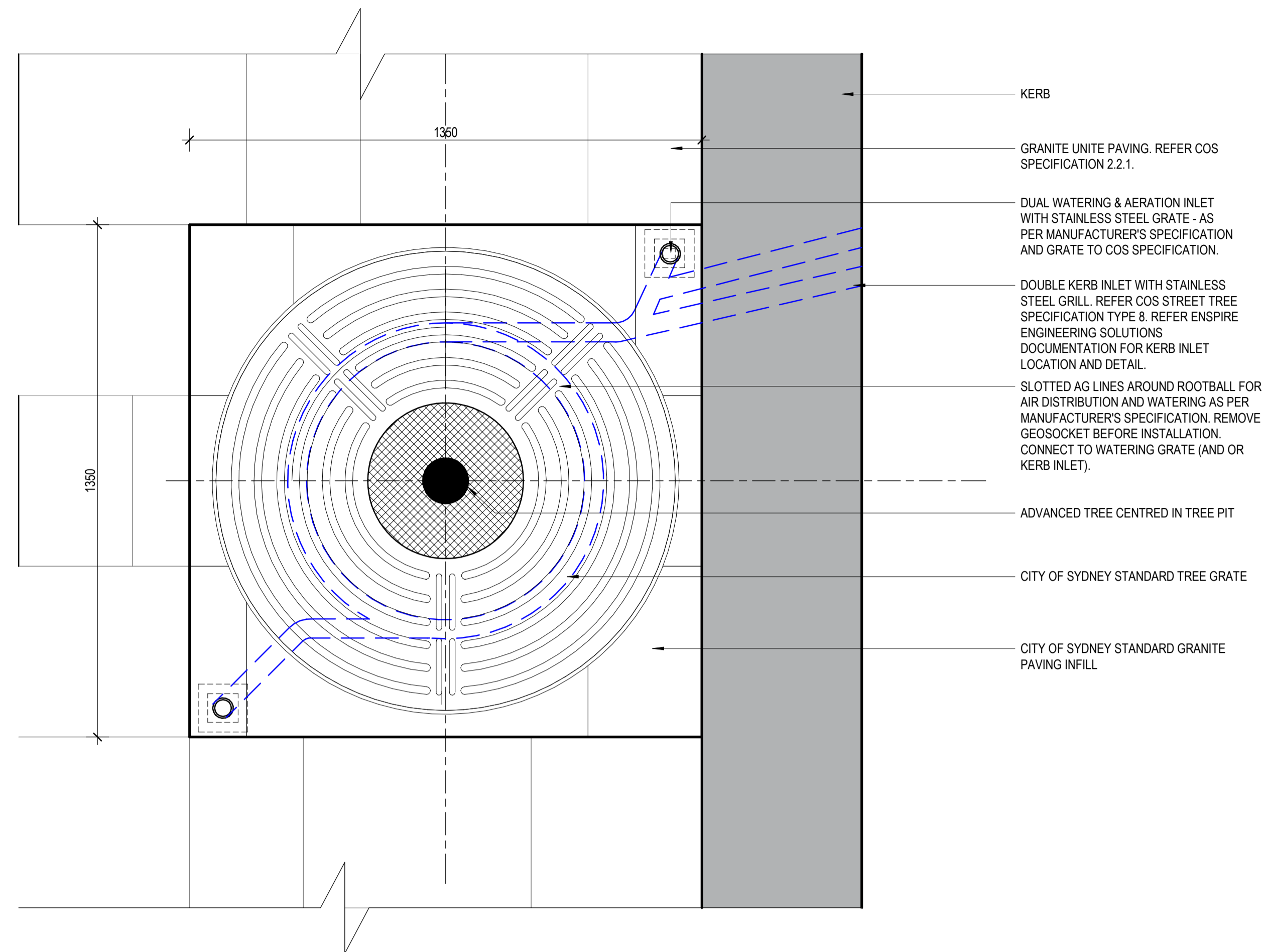
JH
APPROVED
JB

DRAWING NO.
B1D-L-D-8-00-00-03

SCALE @ A1

As indicated
PROJECT NO.
016559

REV NO.
E

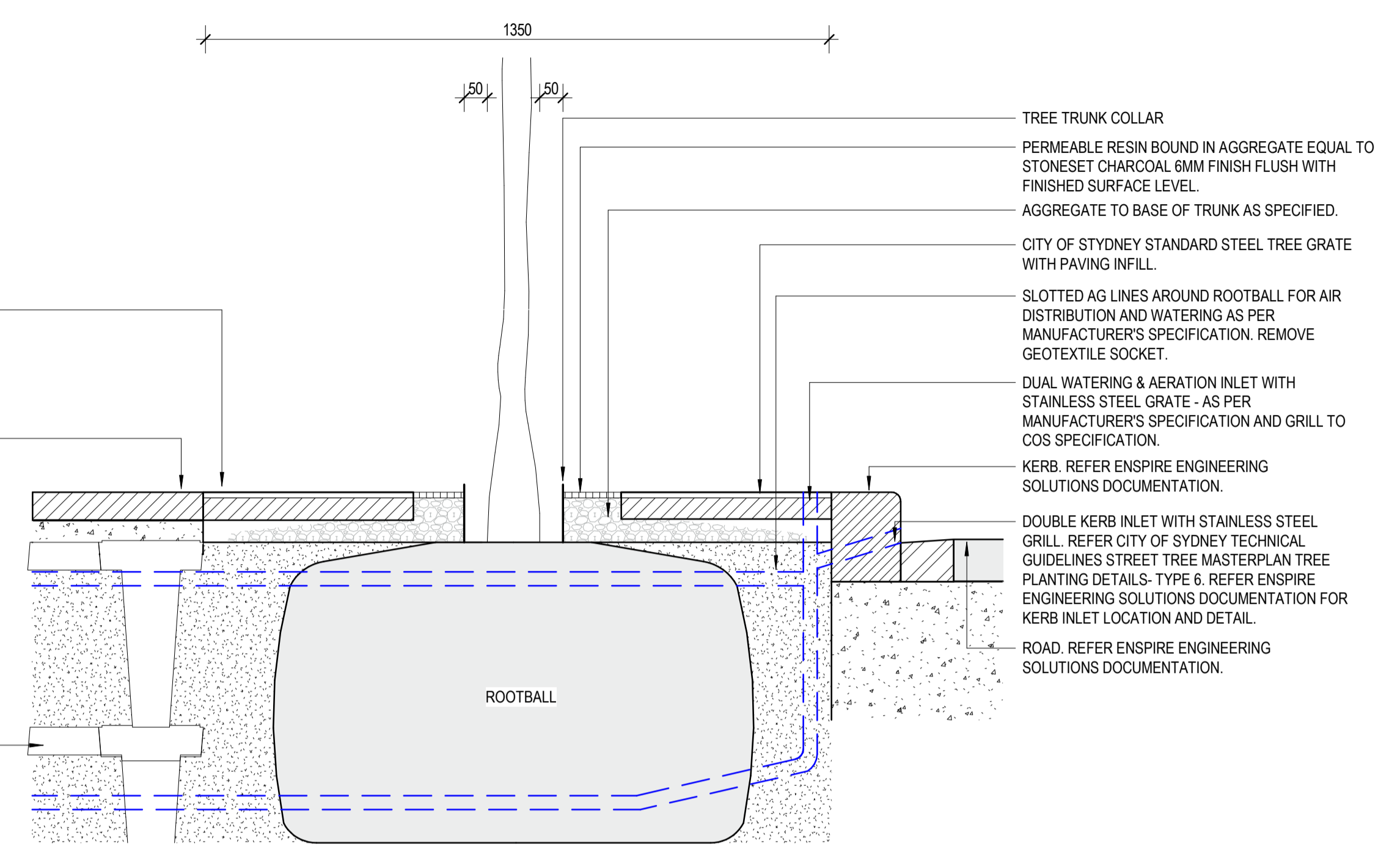


NOTE: SHOWN FOR INFORMATION - TREE GRATE PRODUCT TO BE CONFIRMED BY CITY OF SYDNEY PRIOR TO INSTALLATION

NOTES:
ENSURE TREE GRATES ARE INSTALLED FLUSH WITH ADJACENT PAVEMENT SURFACES

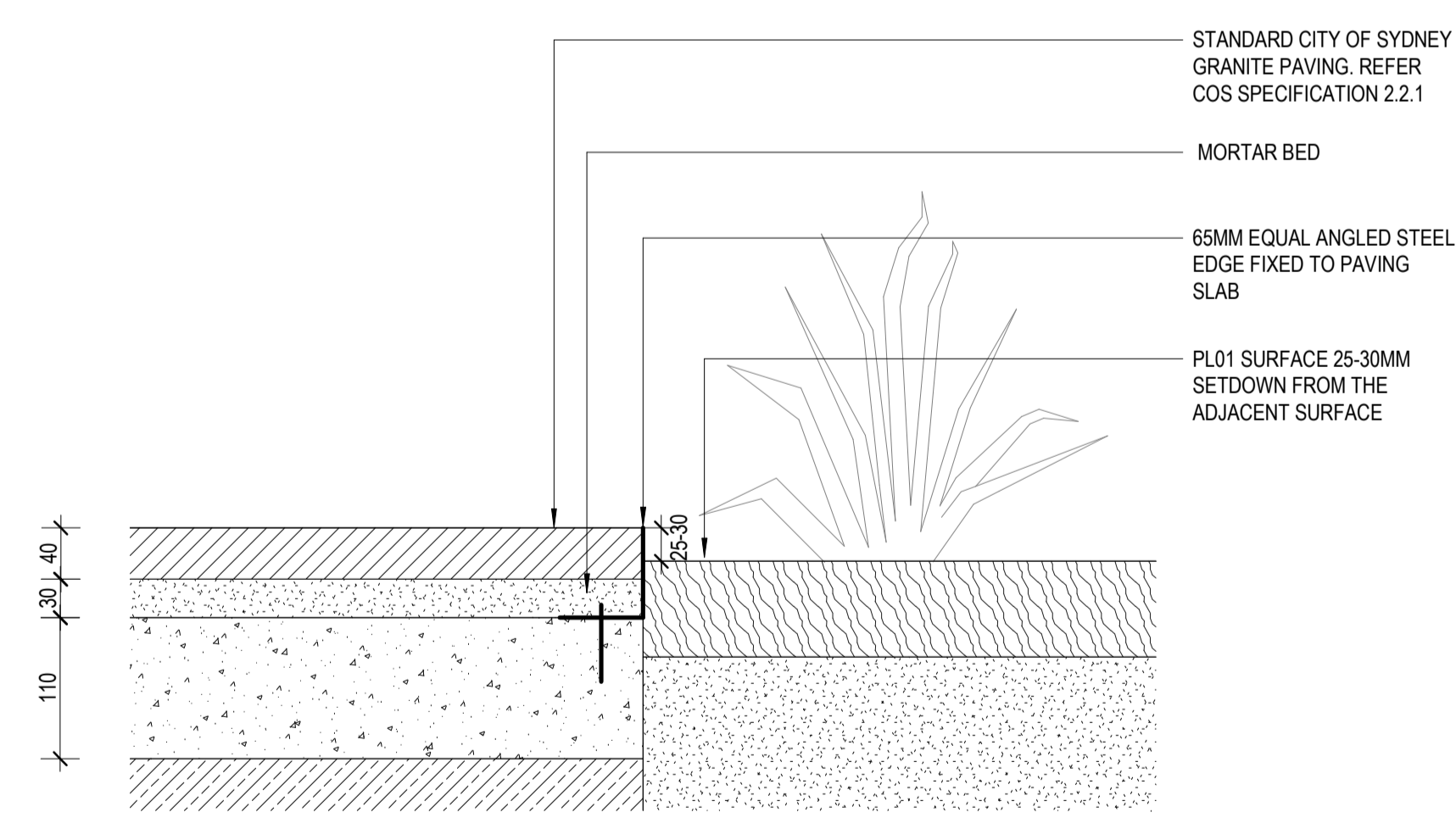
SURROUNDING STANDARD CITY OF SYDNEY GRANITE PAVING. REFER COS SPECIFICATION 2.2.1

ADJOINING STRATAVAULT SYSTEM. REFER B1-L-D-8-00-00.02/2 B1-L-D-8-00-00.03/2



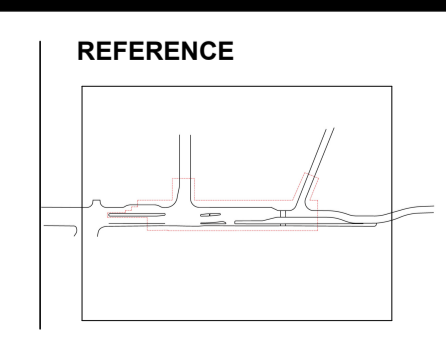
1 TS01 - TREE GRATE WITH PAVER INFILL - TYPICAL PLAN
B1D-L-D-8-00-00-02 : 10

2 TS01 - TREE GRATE WITH PAVER INFILL - TYPICAL SECTION
B1D-L-D-8-00-00-02 : 10



3 ST01- STEEL EDGE ADJACENT PAVING & GARDEN BED TYPICAL
B1D-L-D-5-00-00-01 : 5

CONSULTANT
Hassell
Hassell LTD ABN 24 007 711 435
Level 2, Pier 8/9, 23 Hickson Rd
Sydney NSW 2000 Australia
T +61 2 9101 2000
F +61 2 9101 2100
sydney@hassellstudio.com
Nominated Architects NSW:
Tony Griat 5350
Glenn Scott 6842
Ross de la Motte 7398



NORTH

NOTES
1. Do not scale drawing. Written dimensions govern
2. All dimensions are in millimeters unless noted otherwise
3. All dimensions shall be verified on site before proceeding with the work. Hassell shall be notified in writing of any discrepancies.
4. This drawing must be read in conjunction with all relevant contracts, specifications and drawings
This drawing is an uncontrolled copy. Unless noted otherwise
© Copyright of this drawing is vested in Hassell Ltd.

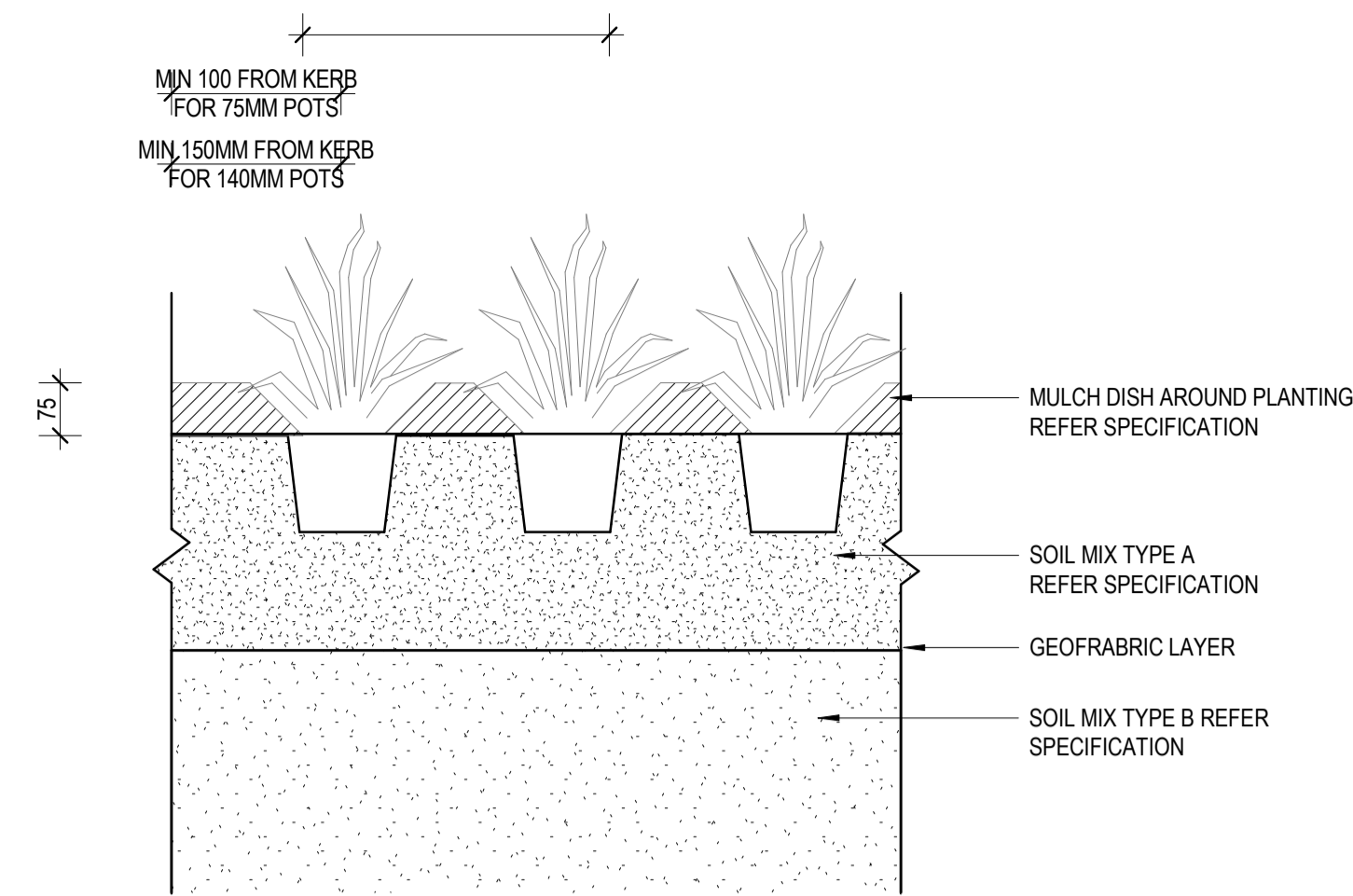
REV	DESCRIPTION	DATE
A	60% Design	20/10/2023
B	80% ITR/REF	04/04/2024
C	Draft - For REF approval	12/09/2025
D	For REF Approval	03/10/2025
E	For REF Approval - Client Comments Update	13/11/2025



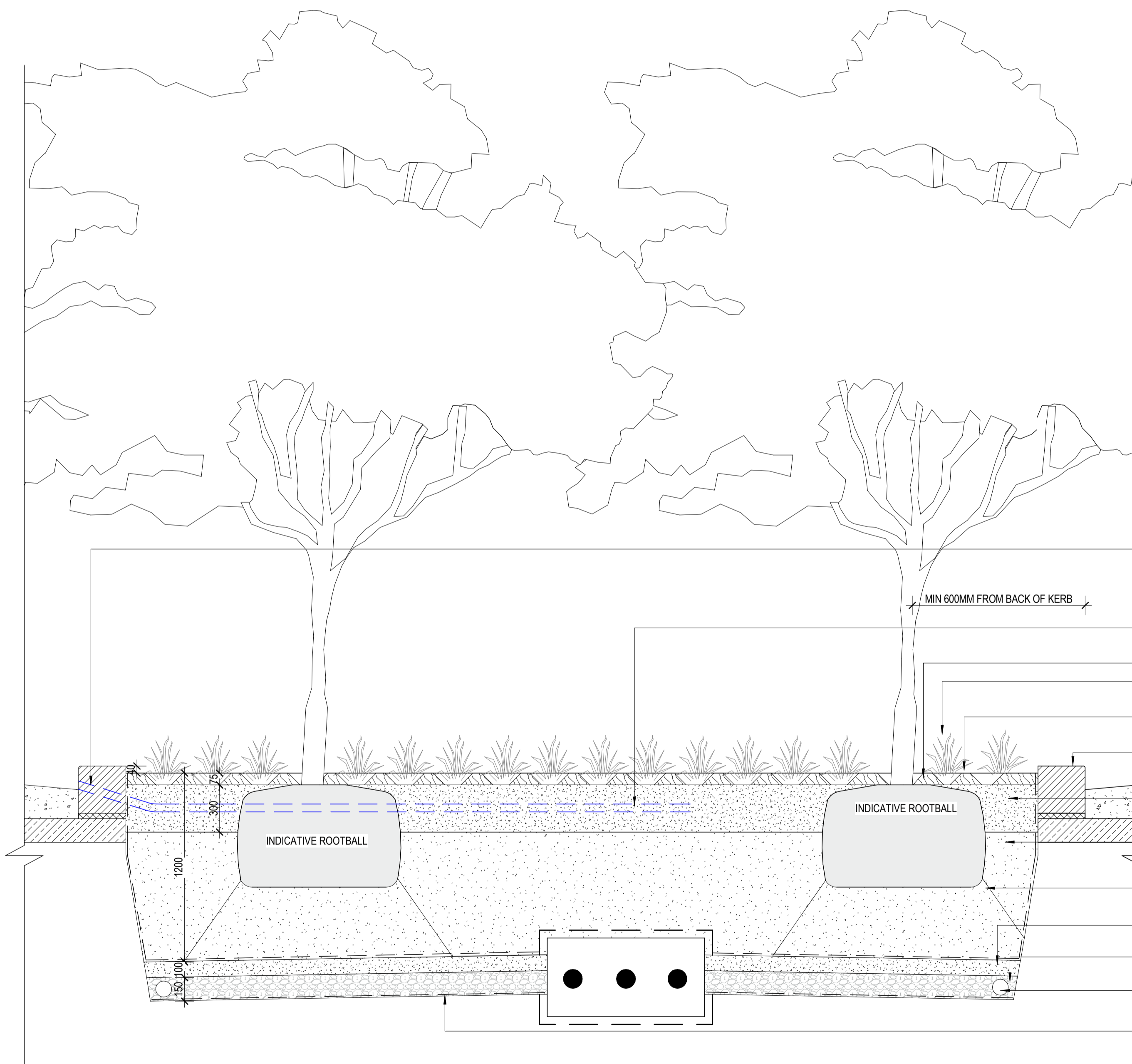
STATUS
FOR REF APPROVAL
DRAWING TITLE
DETAILS
PROJECT
HICKSON ROAD UPGRADE - STAGE 3

REVIEWED
JH
APPROVED
JB
DRAWING NO.
B1D-L-D-8-00-00-11
SCALE @ A1
As indicated
PROJECT NO.
016559
REV NO.
E

REFER TO PLANT SCHEDULE FOR SIZE AND PLANTING MATRIX DETAILS FOR SPACING

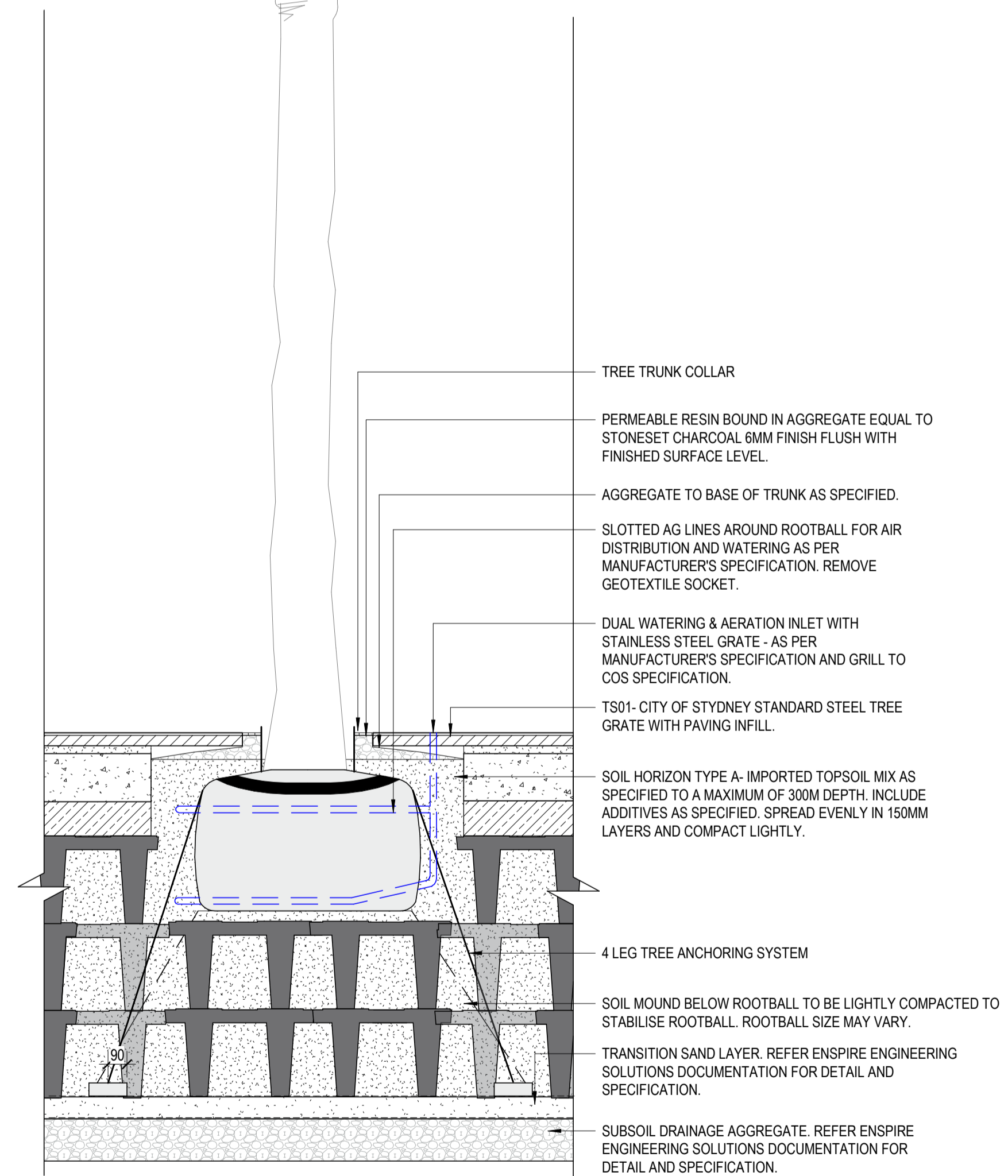


1 PL01/PL02 - TYPICAL SECTION
B1D-L-D-5-00-00-01 : 10



- DOUBLE KERB INLET WITH STAINLESS STEEL GRILL. REFER CITY OF SYDNEY TECHNICAL GUIDELINES STREET TREE MASTERPLAN TREE PLANTING DETAILS - TYPE 6. REFER ENSPIRE ENGINEERING SOLUTIONS DOCUMENTATION FOR KERB INLET LOCATION AND DETAIL.
- AG-LINE FOR PASSIVE IRRIGATION TO EXTEND TO THE MIDDLE OF VERGE. REMOVE GEO SOCKET.
- DISH MULCH AROUND TREE TRUNK
- PL01 REFER TO PLANTING SCHEDULE
- MULCH REFER TO SPECIFICATION
- KERB & ROAD REFER TO ENSPIRE ENGINEERING SOLUTIONS DOCUMENTATION FOR DETAIL AND SPECIFICATION.
- SOIL HORIZON TYPE A - IMPORTED TOPSOIL MIX AS SPECIFIED TO A MAXIMUM OF 300M DEPTH. INCLUDE ADDITIVES AS SPECIFIED. SPREAD EVENLY IN 150MM LAYERS AND COMPACT LIGHTLY.
- SOIL HORIZON TYPE B - INCLUDE ADDITIVES AS SPECIFIED. BACKFILL AROUND ROOTBALL AND CONSOLIDATE SOIL IN 200MM LAYERS TO CREATE THE SOIL PROFILE SHOWN.
- SOIL MOUND BELOW ROOTBALL TO BE LIGHTLY COMPACTED TO STABILISE ROOTBALL. ROOTBALL SIZE MAY VARY.
- TRANSITION SAND LAYER. REFER ENSPIRE ENGINEERING SOLUTIONS DOCUMENTATION FOR DETAIL AND SPECIFICATION.
- SUBSOIL DRAINAGE AGGREGATE. REFER ENSPIRE ENGINEERING SOLUTIONS DOCUMENTATION FOR DETAIL AND SPECIFICATION.
- AG-PIPE (WITHOUT SOCKET. IN 150MM DRAINAGE AGGREGATE) TO CONNECT TO STORMWATER. REFER ENSPIRE ENGINEERING CIVIL DOCUMENTATION.
- GEOFABRIC LAYER. REFER ENSPIRE ENGINEERING SOLUTIONS DOCUMENTATION FOR DETAIL AND SPECIFICATION.

2 TR01 - GARDEN BED - TYPICAL SECTION
B1D-L-D-5-00-00-02 : 20



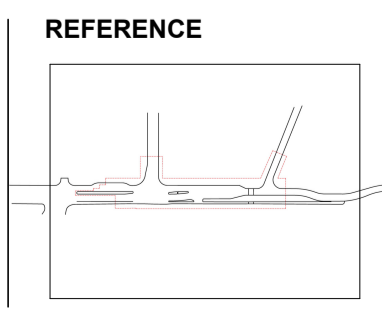
- TREE TRUNK COLLAR
- PERMEABLE RESIN BOUND IN AGGREGATE EQUAL TO STONESET CHARCOAL 6MM FINISH FLUSH WITH FINISHED SURFACE LEVEL.
- AGGREGATE TO BASE OF TRUNK AS SPECIFIED.
- SLOTTED AG LINES AROUND ROOTBALL FOR AIR DISTRIBUTION AND WATERING AS PER MANUFACTURER'S SPECIFICATION. REMOVE GEOTEXTILE SOCKET.
- DUAL WATERING & AERATION INLET WITH STAINLESS STEEL GRATE - AS PER MANUFACTURER'S SPECIFICATION AND GRILL TO COS SPECIFICATION.
- TS01 - CITY OF STYDNEY STANDARD STEEL TREE GRATE WITH PAVING INFILL.
- SOIL HORIZON TYPE A - IMPORTED TOPSOIL MIX AS SPECIFIED TO A MAXIMUM OF 300M DEPTH. INCLUDE ADDITIVES AS SPECIFIED. SPREAD EVENLY IN 150MM LAYERS AND COMPACT LIGHTLY.
- 4 LEG TREE ANCHORING SYSTEM
- SOIL MOUND BELOW ROOTBALL TO BE LIGHTLY COMPACTED TO STABILISE ROOTBALL. ROOTBALL SIZE MAY VARY.
- TRANSITION SAND LAYER. REFER ENSPIRE ENGINEERING SOLUTIONS DOCUMENTATION FOR DETAIL AND SPECIFICATION.
- SUBSOIL DRAINAGE AGGREGATE. REFER ENSPIRE ENGINEERING SOLUTIONS DOCUMENTATION FOR DETAIL AND SPECIFICATION.

3 TR03 - TYPICAL PLANTING WITH ANCHOR SYSTEM IN STRATAVAULT
1:20

CONSULTANT

Hassell

Hassell LTD ABN 24 007 711 435
Level 2, Pier 8/9, 23 Hickson Rd
Sydney NSW 2000 Australia
T +61 2 9101 2000
F +61 2 9101 2100
sydney@hassellstudio.com
Nominated Architects NSW:
Tony Grist 9350
Glenn Scott 6842
Ross de la Motte 7398



NORTH

- NOTES**
- Do not scale drawing. Written dimensions govern
 - All dimensions are in millimeters unless noted otherwise
 - All dimensions shall be verified on site before proceeding with the work. Hassell shall be notified in writing of any discrepancies.
 - This drawing must be read in conjunction with all relevant contracts, specifications and drawings
- This drawing is an uncontrolled copy. Unless noted otherwise
© Copyright of this drawing is vested in Hassell Ltd.

REV	DESCRIPTION	DATE
A	60% Design	20/10/2023
B	80% ITR/REF	04/04/2024
C	Draft - For REF approval	12/09/2025
D	For REF Approval	03/10/2025
E	For REF Approval - Client Comments Update	13/11/2025

CLIENT

lendlease


insw
Infrastructure
New South Wales

STATUS
FOR REF APPROVAL

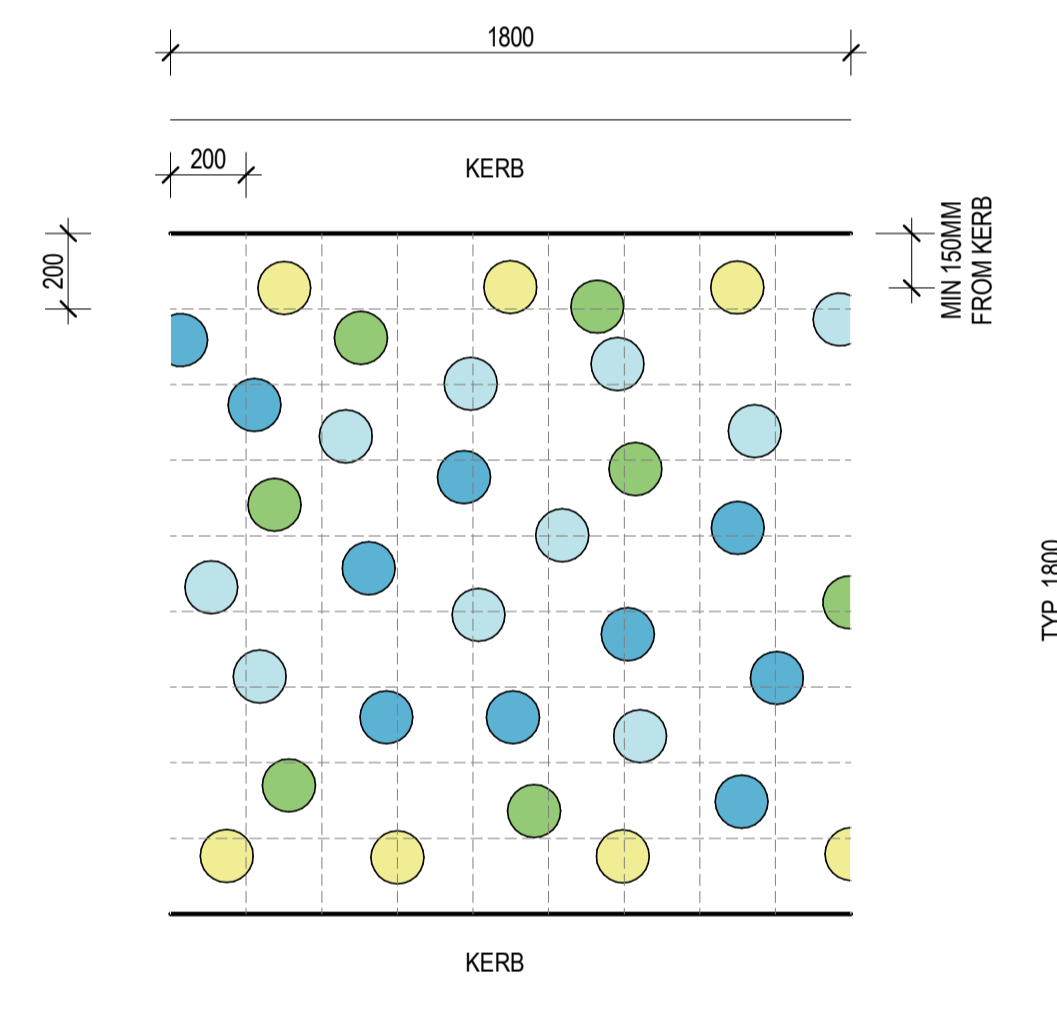
DRAWING TITLE
DETAILS

PROJECT
HICKSON ROAD UPGRADE - STAGE 3

REVIEWED	SCALE @ A1
JH	As indicated
APPROVED JB	PROJECT NO. 016559
DRAWING NO. B1D-L-D-8-00-00-21	REV NO. E



CODE	BOTANICAL NAME	COMMON NAME	DENSITY
BS	BANKSIA SPINULOSA 'BIRTHDAY CANDLES'	BANKSIA	1 PLANT/m ²
BR	BRACHYSCOME SPP	BRACHYSCOME	1 PLANT/m ²
BB	BULBINE BULBOSA	BULBINE LILY	0.6 PLANTS/m ²
CC	CALOCEPHALUS CITERUS	LEMON BEAUTY HEADS	0.8 PLANTS/m ²
CH	CHRYSOCEPHALUM SEMIPAPPUSUM	CHRYSOCEPHALUM	0.6 PLANTS/m ²
DA	DAMPIERA ALATA	WINGED-STEM DAMP	0.6 PLANTS/m ²
GO	GOODENIA OVATA	GOODENIA	0.6 PLANTS/m ²
LL	LOMANDRA LONGIFOLIA 'LIME TUFF'	LIME TUFF	1 PLANT/m ²
OD	OZOTHAMNUS DIOS. 'RED GINGHAM'	RICE FLOWER	0.8 PLANT/m ²
VA	VERONICA ARENARIA	DIGGERS SPEEDWEL	0.6 PLANTS/m ²
VH	VIOLA HEDERACEA	NATIVE VIOLET	0.6 PLANTS/m ²
WS	WAHLENBERGIA STRICTA	TALL BLUEBELL	0.8 PLANT/m ²
WF	WESTRINGIA FRUTICOSA 'FLAT N FRUITY'	COASTAL ROSEMARY	1 PLANTS/m ²



CODE	BOTANICAL NAME	COMMON NAME	DENSITY
LI	LIRIOPE 'ISABELLA'	LIRIOPE	3 PLANTS/m ²
LT	LOMANDRA LONGIFOLIA 'TANIKA'	TANIKA	3 PLANTS/m ²
LL	LOMANDRA LONGIFOLIA 'LIME TUFF'	LIME TUFF	2 PLANTS/m ²
CG	CASUARINA GLAUCA 'COUSIN IT'	COUSIN IT	2 PLANTS/m ²

1 PL01 - VERGE - PLANTING MATRIX
1:20

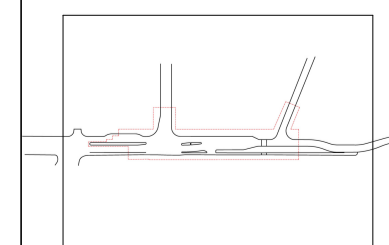
2 PL02 - MEDIAN - PLANTING MATRIX
1:20



CONSULTANT

Hassell LTD ABN 24 007 711 435
Level 2, Pier 8/9, 23 Hickson Rd
Sydney NSW 2000 Australia
T +61 2 9101 2000
F +61 2 9101 2100
sydney@hassellstudio.com
Nominated Architects NSW:
Tony Grist 5350
Glenn Scott 5842
Ross de la Motte 7398

REFERENCE



NORTH

NOTES

- Do not scale drawing. Written dimensions govern
 - All dimensions are in millimeters unless noted otherwise
 - All dimensions shall be verified on site before proceeding with the work. Hassell shall be notified in writing of any discrepancies.
 - This drawing must be read in conjunction with all relevant contracts, specifications and drawings
- This drawing is an uncontrolled copy. Unless noted otherwise
© Copyright of this drawing is vested in Hassell Ltd.

REV DESCRIPTION

REV	DESCRIPTION	DATE
A	60% Design	20/10/2023
B	80% IFT/REF	04/04/2024
C	Draft - For REF approval	12/09/2025
D	For REF Approval	03/10/2025
E	For REF Approval - Client Comments Update	13/11/2025

DATE

20/10/2023
04/04/2024
12/09/2025
03/10/2025
13/11/2025

CLIENT



STATUS

FOR REF APPROVAL

DRAWING TITLE
DETAILS

PROJECT
HICKSON ROAD UPGRADE - STAGE 3

REVIEWED

JH

APPROVED
JB

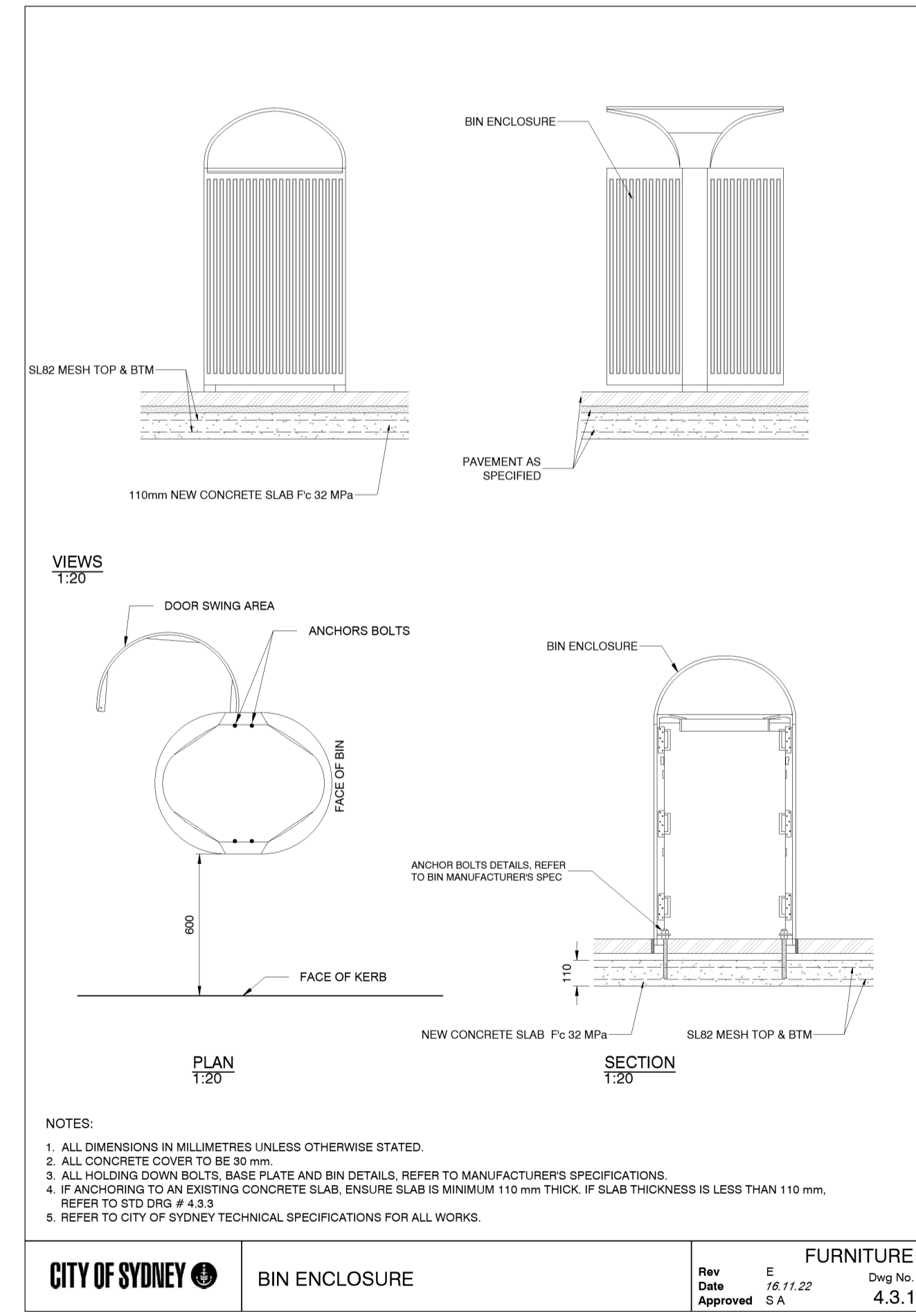
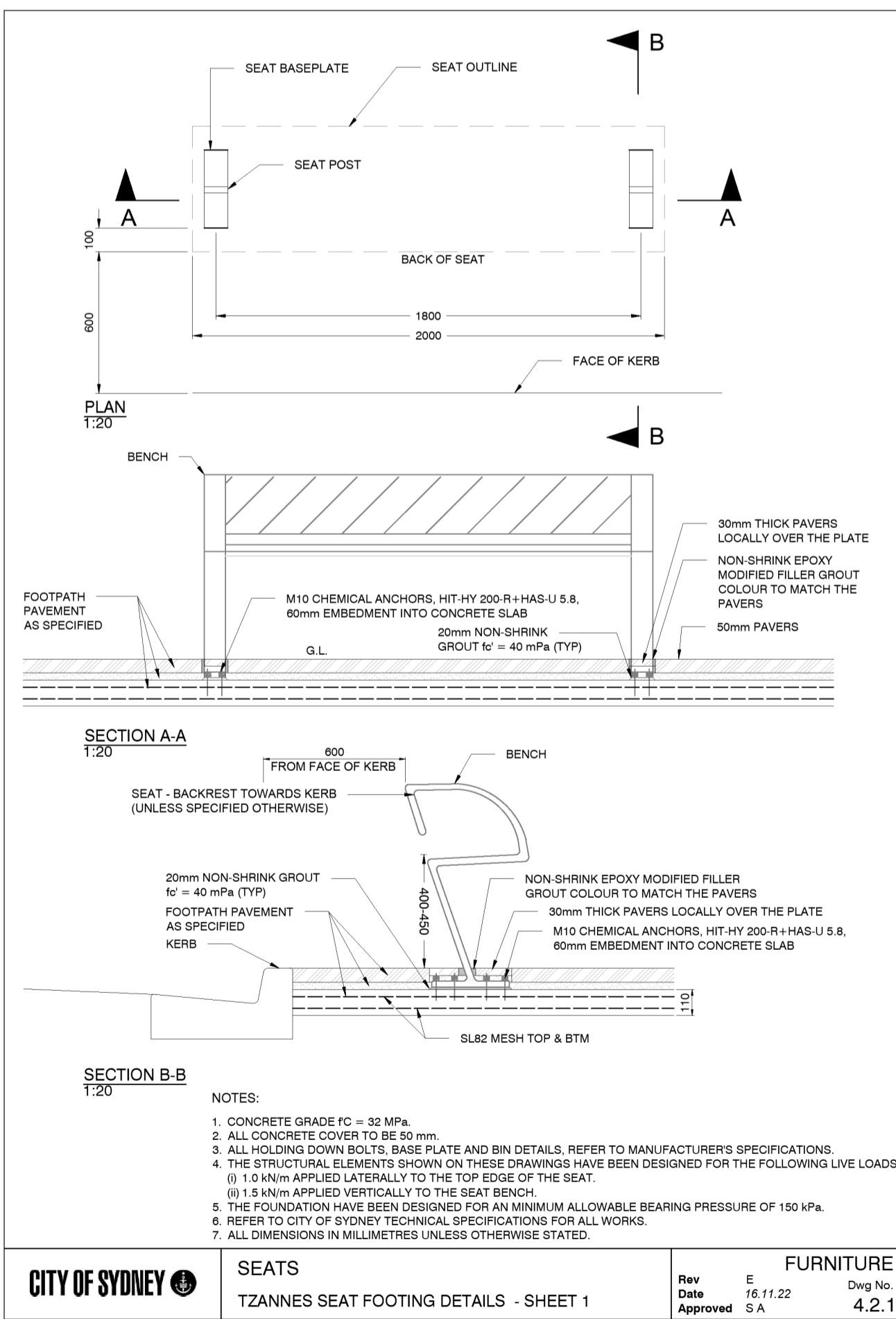
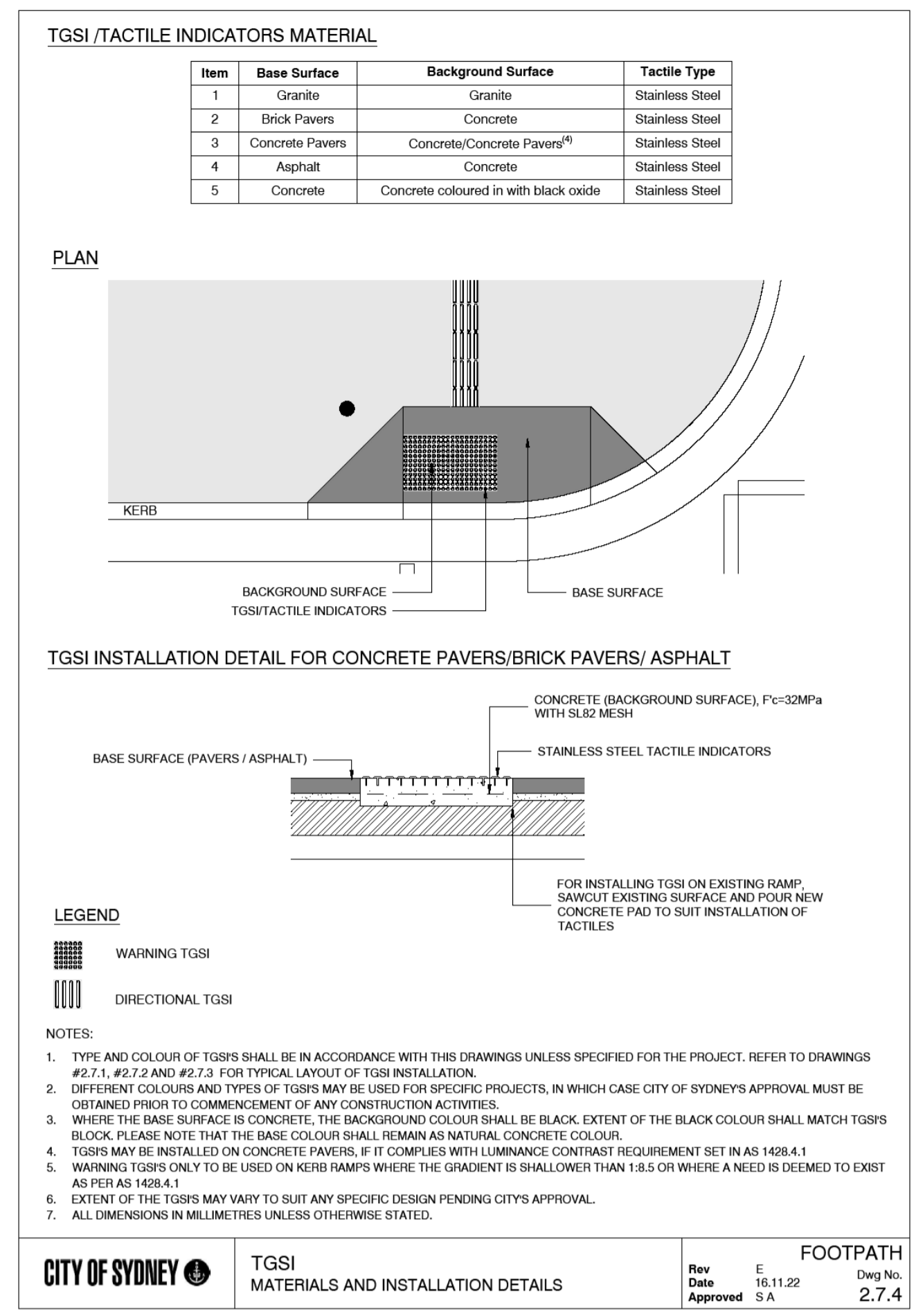
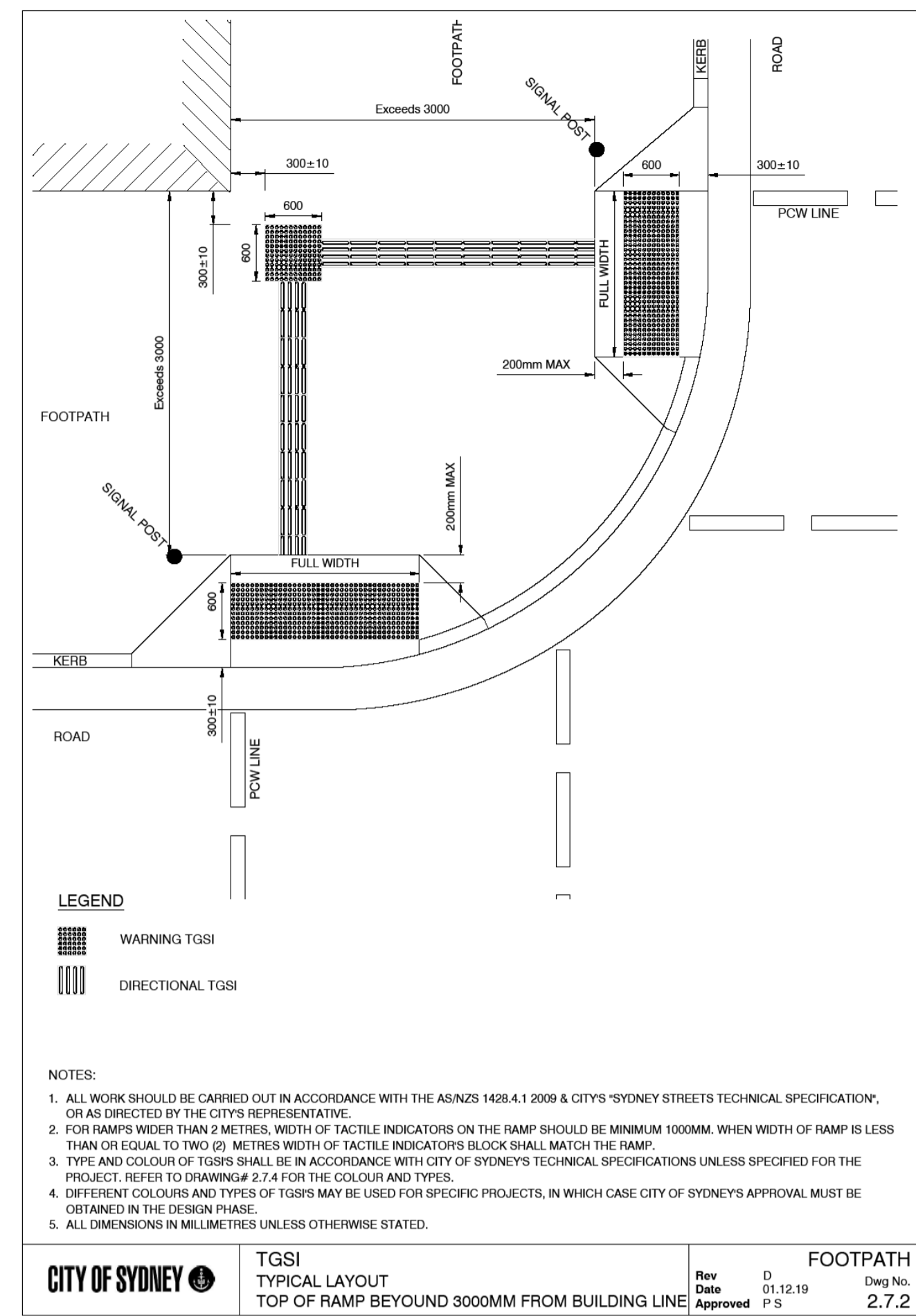
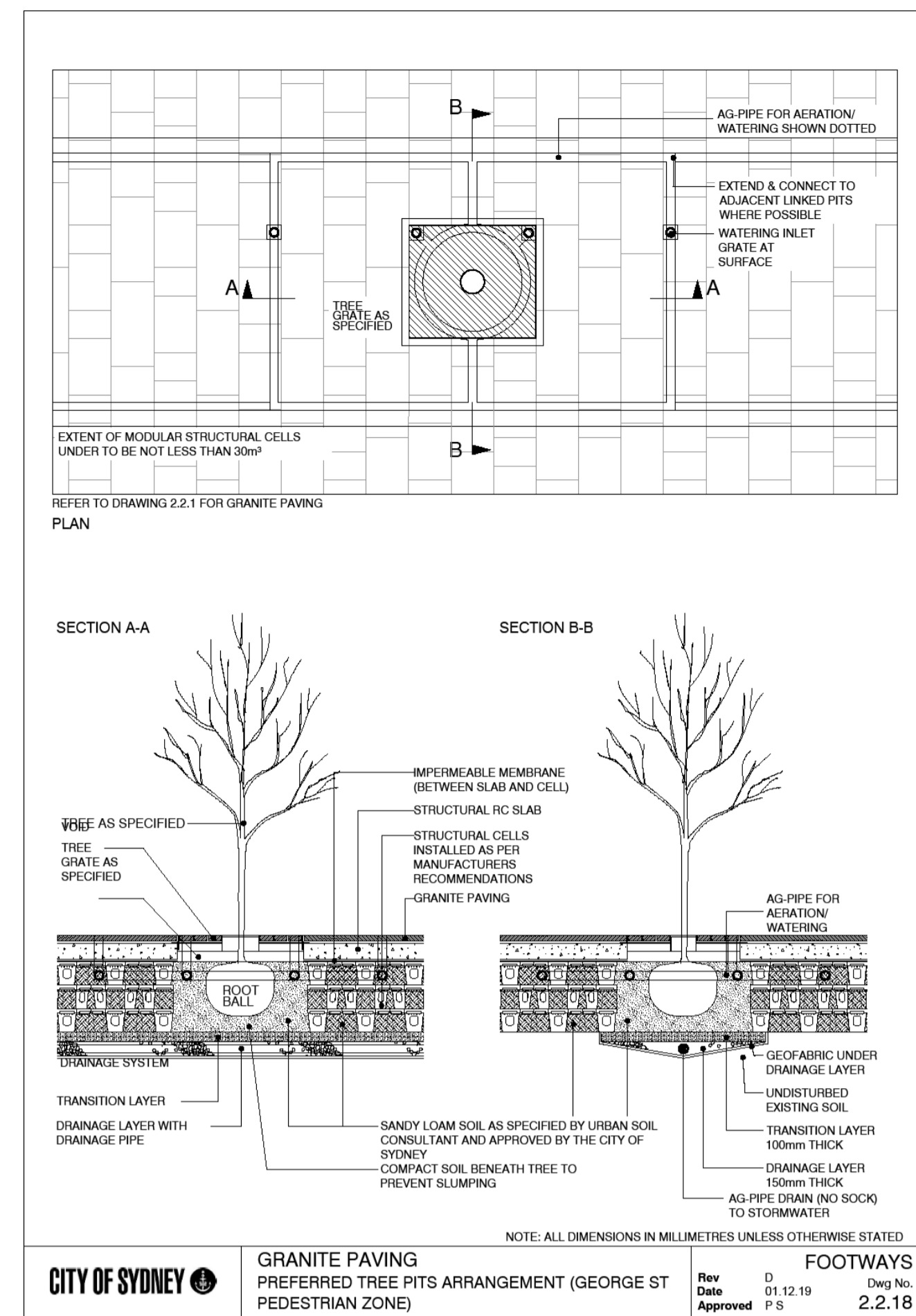
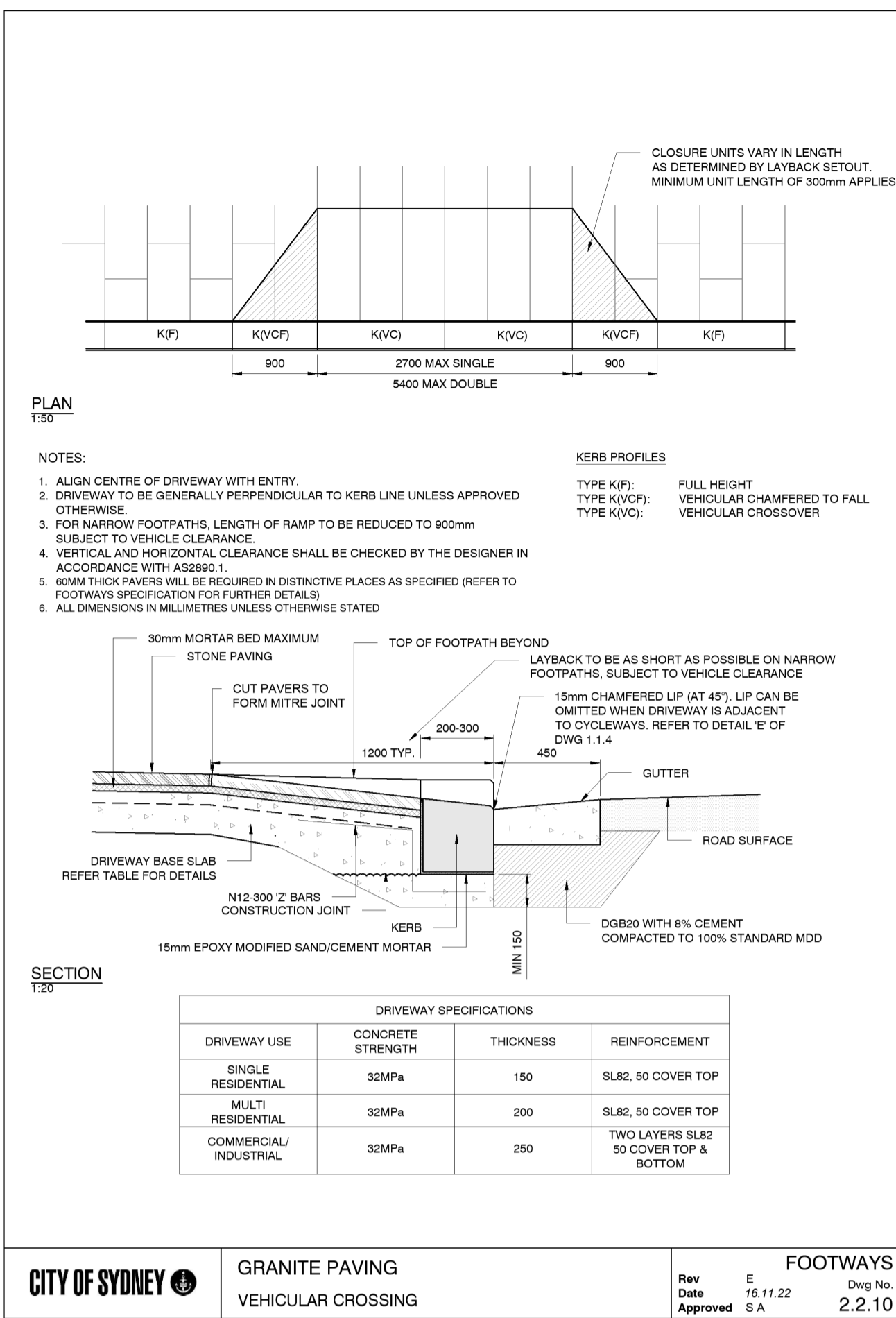
DRAWING NO.
B1D-L-D-8-00-00-22

SCALE @ A1

1:20

PROJECT NO.
016559

REV NO.
E



CONSULTANT

Hassell

Hassell LTD ABN 24 007 711 435
Level 2, Pier 8/9, 23 Hickson Rd
Sydney NSW 2000 Australia
T +61 2 9101 2000
F +61 2 9101 2100
sydney@hassellstudio.com
Nominated Architects NSW:
Tony Griat 5350
Glenn Scott 5842
Ross de la Motte 7398

REFERENCE

NORTH

NOTES

- Do not scale drawing. Written dimensions govern
- All dimensions are in millimeters unless noted otherwise
- All dimensions shall be verified on site before proceeding with the work. Hassell shall be notified in writing of any discrepancies.
- This drawing must be read in conjunction with all relevant contracts, specifications and drawings

This drawing is an uncontrolled copy. Unless noted otherwise
© Copyright of this drawing is vested in Hassell Ltd.

REV DESCRIPTION

A Draft - For REF approval
B For REF Approval
C For REF Approval - Client Comments Update

DATE

12/09/2025
03/10/2025
13/11/2025

CLIENT

lendlease

inSW Infrastructure
New South Wales

STATUS

FOR REF APPROVAL

DRAWING TITLE

DETAILS

PROJECT

HICKSON ROAD UPGRADE - STAGE 3

REVIEWED

JH

APPROVED

JB

DRAWING NO.

B1D-L-D-8-00-00-24

SCALE @ A1

PROJECT NO.

016559

REV NO.

C