



HICKSON ROAD SOUTH STAGE 4 - LANDSCAPE DESIGN

FOR REF APPROVAL



CONSULTANT

Hassell

Hassell LTD ABN 24 007 711 435
Level 2, Pier 8/9, 23 Hickson Rd
Sydney NSW 2000 Australia
T +61 2 9101 2000
F +61 2 9101 2100
sydney@hassellstudio.com
Nominated Architects NSW:
Tony Grist 9350
Glenn Scott 6842
Ross de la Motte 7398

REFERENCE

NORTH

NOTES

1. Do not scale drawing. Written dimensions govern
 2. All dimensions are in millimeters unless noted otherwise
 3. All dimensions shall be verified on site before proceeding with the work. Hassell shall be notified in writing of any discrepancies.
 4. This drawing must be read in conjunction with all relevant contracts, specifications and drawings
- This drawing is an uncontrolled copy. Unless noted otherwise
© Copyright of this drawing is vested in Hassell Ltd.

REV DESCRIPTION

- | REV | DESCRIPTION | DATE |
|-----|---|------------|
| A | DRAFT 50% DESIGN | 20/02/2025 |
| B | 50% DESIGN | 28/05/2025 |
| C | Draft - For REF Approval | 12/09/2025 |
| D | For REF Approval | 03/10/2025 |
| E | For REF Approval - Client Comments Update | 13/11/2025 |

DATE

20/02/2025
28/05/2025
12/09/2025
03/10/2025
13/11/2025

CLIENT

INSW

PROJECT

HICKSON ROAD - STAGE 4

STATUS

FOR REF APPROVAL

DRAWING TITLE

COVER SHEET

REVIEWED

JH

APPROVED

JB

DRAWING NO.

L_0000

SCALE @ A1

PROJECT NO.

017641

REV NO.

E

DRAWING NO.	DRAWING TITLE	Current Revision	Current Revision Description
L_0000	COVER SHEET	E	For REF Approval - Client Comments Update
L_0001	DRAWING INDEX	E	For REF Approval - Client Comments Update
L_0002	LEGEND	E	For REF Approval - Client Comments Update
L_0101	SITE PLAN	E	For REF Approval - Client Comments Update
L_1001	GENERAL ARRANGEMENT - SHEET 1 OF 3	E	For REF Approval - Client Comments Update
L_1002	GENERAL ARRANGEMENT - SHEET 2 OF 3	F	For REF Approval - Client Comments Update
L_1003	GENERAL ARRANGEMENT - SHEET 3 OF 3	F	For REF Approval - Client Comments Update
L_2001	PLANTING PLAN- SHEET 1 OF 3	E	For REF Approval - Client Comments Update
L_2002	PLANTING PLAN- SHEET 2 OF 3	F	For REF Approval - Client Comments Update
L_2003	PLANTING PLAN- SHEET 3 OF 3	E	For REF Approval - Client Comments Update
L_3001	SITE SECTIONS - SHEET 1 OF 3	F	For REF Approval - Client Comments Update
L_3002	SITE SECTIONS - SHEET 2 OF 3	D	For REF Approval - Client Comments Update
L_3003	SITE SECTIONS - SHEET 3 OF 3	D	For REF Approval - Client Comments Update
L_4001	DETAILS	E	For REF Approval - Client Comments Update
L_4002	DETAILS	E	For REF Approval - Client Comments Update
L_4003	DETAILS	E	For REF Approval - Client Comments Update
L_4004	DETAILS	E	For REF Approval - Client Comments Update
L_4005	DETAILS	E	For REF Approval - Client Comments Update
L_4006	DETAILS	E	For REF Approval - Client Comments Update



CONSULTANT

Hassell LTD ABN:24 007 711 435
Level 2, Pier 8/9,23 Hickson Rd
Sydney NSW 2000 Australia
T +61 2 9101 2000
F +61 2 9101 2100
sydney@hassellstudio.com
Nominated Architects NSW:
Tony Grist 9350
Glenn Scott 6842
Ross de la Motte 7398

Hassell

REFERENCE

NORTH

NOTES

- Do not scale drawing. Written dimensions govern
 - All dimensions are in millimeters unless noted otherwise
 - All dimensions shall be verified on site before proceeding with the work. Hassell shall be notified in writing of any discrepancies.
 - This drawing must be read in conjunction with all relevant contracts, specifications and drawings
- This drawing is an uncontrolled copy. Unless noted otherwise
© Copyright of this drawing is vested in Hassell Ltd.

REV DESCRIPTION

- | | |
|---|---|
| A | DRAFT 50% DESIGN |
| B | 50% DESIGN |
| C | Draft - For REF Approval |
| D | For REF Approval |
| E | For REF Approval - Client Comments Update |

DATE

- | |
|------------|
| 20/02/2025 |
| 28/05/2025 |
| 12/09/2025 |
| 03/10/2025 |
| 13/11/2025 |

CLIENT

INSW
PROJECT
HICKSON ROAD - STAGE 4

STATUS

FOR REF APPROVAL
DRAWING TITLE
DRAWING INDEX

REVIEWED

JH
APPROVED
JB
DRAWING NO.
L_0001

SCALE @ A1

PROJECT NO.
017641
REV NO.
E

LEGEND

SITE

SYMBOL	DESCRIPTION
	SITE BOUNDARY
	EXTENT OF WORKS
	CONTOURS REFER ENSPIRE SOLUTIONS DOCUMENTATION
	SURVEY REFER GENERAL NOTES.
	PROPOSED KERB ALIGNMENT REFER ENSPIRE SOLUTIONS DOCUMENTATION. REFER KERB FINISHES IN "KERBS & EDGES" SECTION BELOW
	EXISTING AND PROPOSED SERVICE PIT LIDS WHEN PROJECTING ONTO FOOTPATH TO BE PAVED IN-FILLED WITH PV01 ALIGN TO PAVING PATTERN REFER ENSPIRE SOLUTIONS DOCUMENTATION
	PROPOSED STORMWATER DRAINS AND TRENCH GRATES REFER ENSPIRE SOLUTIONS DOCUMENTATION
	PROPOSED PRAM RAMP REFER ENSPIRE SOLUTIONS DOCUMENTATION

HARDWORKS

HARDWORKS (PAVING BUILDUP, STRUCTURES, JOINTING) TO BE READ IN CONJUNCTION WITH ENSPIRE SOLUTIONS CIVIL DOCUMENTATION AND IN ACCORDANCE WITH CITY OF SYDNEY SPECIFICATION DETAILS. HASSELL DOCUMENTATION SPECIFIES FINISH

DRAWING	DETAIL REF	CODE	SYMBOL	DESCRIPTION
CoS SPEC	2.2.1 2.2.2 2.2.3 2.2.4 2.2.6 2.2.9	PV01		PAVING TYPE 01 - CITY OF SYDNEY GRANITE PAVING PEDESTRIAN GRADE TO BE SUPPLIED AND INSTALLED TO CITY OF SYDNEY SPECIFICATION AND DETAIL
CoS SPEC	2.2.10	PV02		PAVING TYPE 02 - CITY OF SYDNEY GRANITE PAVING VEHICULAR GRADE TO BE SUPPLIED AND INSTALLED TO CITY OF SYDNEY SPECIFICATION AND DETAIL
CoS SPEC	3.1.9 3.2.5	PV03		PAVING TYPE 03 - CITY OF SYDNEY STONE SETTS TO BE SUPPLIED AND INSTALLED TO CITY OF SYDNEY SPECIFICATION AND DETAIL
CoS SPEC	2.7.4	TI01		TGSI TYPE 01 - STAINLESS STEEL STUD - WARNING TO BE SUPPLIED AND INSTALLED TO CITY OF SYDNEY SPECIFICATION AND DETAIL LOCATIONS SUBJECT TO REVIEW BY ACCESS CONSULTANT
CoS SPEC	2.7.4	TI02		TGSI TYPE 02 - STAINLESS STEEL STUD - DIRECTIONAL TO BE SUPPLIED AND INSTALLED TO CITY OF SYDNEY SPECIFICATION AND DETAIL LOCATIONS SUBJECT TO REVIEW BY ACCESS CONSULTANT

KERBS & EDGES

KERBS, GUTTERS AND PRAM RAMP KERBS TO BE READ IN CONJUNCTION WITH ENSPIRE SOLUTIONS DOCUMENTATION AND BE IN ACCORDANCE WITH CITY OF SYDNEY SPECIFICATION AND DETAIL. HASSELL PACKAGE SPECIFIES FINISH.

DRAWING	DETAIL REF	CODE	SYMBOL	DESCRIPTION
CoS SPEC	1.1.1 2.2.6	KB01		KERB TYPE 01 - GRANITE KERB MATERIAL: AUSTRAL VERDE TO BE SUPPLIED AND INSTALLED TO CITY OF SYDNEY SPECIFICATION AND DETAIL
CoS SPEC	1.1.10	KB02		KERB TYPE 02 - CYCLE PATH MEDIAN KERB MATERIAL: BLUESTONE TO BE SUPPLIED AND INSTALLED TO CITY OF SYDNEY SPECIFICATION AND DETAIL
		ST01		STEEL EDGE TO BE SUPPLIED AND INSTALLED TO CITY OF SYDNEY SPECIFICATION AND DETAIL

SOFTWORKS

DRAWING	DETAIL REF	CODE	SYMBOL	DESCRIPTION
TR01 TR02				PROPOSED TREE TYPE 01.02 REFER TO PLANTING SCHEDULE
				POTENTIAL PROPOSED TREE PENDING CONFIRMATION OF ONSITE CONDITIONS AND EXACT UTILITY SERVICES
				EXISTING TREE RETAIN AND PROTECT
TR03				PROPOSED TREE TYPE 03 REFER PLANTING SCHEDULE SIZE: 750L
TRPT				TREE PIT EXTENT - STRATAVAULT SUPPLIER - CITYGREEN SIZE: VARIES x 1200mm DEPTH NOTES: INCLUDE SUB-SOIL DRAINAGE
PL01				PLANTING MIX TYPE 01 - VERGE
PL02				PLANTING MIX TYPE 02 - MEDIAN

TREE SURROUNDS

DRAWING	DETAIL REF	CODE	SYMBOL	DESCRIPTION
CoS Street Tree Masterplan Technical Guidelines	Type 8	TS01		TREE SURROUND TYPE 01 - PAVEMENT INFILL SUPPLIER: TBC TO BE SUPPLIED AND INSTALLED TO CITY OF SYDNEY SPECIFICATION AND DETAIL TREE GRATE PRODUCT TO BE CONFIRMED BY CITY OF SYDNEY PRIOR TO INSTALLATION

STREET FURNITURE

DRAWING	DETAIL REF	CODE	SYMBOL	DESCRIPTION
CoS SPEC	4.2.1	FN01		CITY OF SYDNEY BENCH SEAT TO BE SUPPLIED AND INSTALLED TO CITY OF SYDNEY SPECIFICATION AND DETAIL
CoS SPEC	4.3.1	FN02		CITY OF SYDNEY BIN ENCLOSURE TO BE SUPPLIED AND INSTALLED TO CITY OF SYDNEY SPECIFICATION AND DETAIL
		FN03		CUSTOM CITY OF SYDNEY SINGLE SEAT SEAT TYPE TO MATCH CITY OF SYDNEY BENCH SEAT SUPPLIER TO BE CONFIRMED
		FN04		CITY OF SYDNEY BICYCLE HOOP TO BE SUPPLIED AND INSTALLED TO CITY OF SYDNEY SPECIFICATION AND DETAIL

STREET LIGHTING

REFER ELECTRICAL ENGINEER DOCUMENTATION

	CITY OF SYDNEY LIGHT AND POLE TO BE SUPPLIED AND INSTALLED TO CITY OF SYDNEY SPECIFICATION AND DETAIL. REFER TO ELECTRICAL ENGINEERS DOCUMENTATION
--	---

GENERAL NOTES

GENERAL

- ALL INFORMATION SHOWN WITHIN THE LANDSCAPE DRAWINGS SET HAS BEEN PREPARED FOR THE PURPOSES OF 80% DESIGN/ REF APPROVAL
- THIS DRAWING PACKAGE IS TO BE READ IN CONJUNCTION WITH ENSPIRE SOLUTIONS ENGINEERING DOCUMENTATION.

UNDERGROUND SERVICES

- LOCATIONS AND DEPTHS OF EXISTING AND PROPOSED SERVICES TO BE DETERMINED BASED ON FINAL ON-SITE INVESTIGATIONS. REFER TO ENSPIRE SOLUTIONS ENGINEERING DOCUMENTATION

GRADING AND LEVELS

- REFER TO ENSPIRE SOLUTIONS ENGINEERING DOCUMENTATION

SURVEY

- ORIGIN OF SURVEY:
- PROJECT: AU213009962-DT-001 DATE: 08/09/2023
CARRIED OUT BY: RPS AUSTRALIA EAST PTY LTD
- PROJECT 192-20 DATE: 11/08/2021
CARRIED OUT BY: CRAIG & RHODES PTY LTD

EXISTING AND PROPOSED TREES

- WORKS WITHIN THE EXISTING TREE TPZ AND SRZ: ALL WORKS WITHIN TREE TPZ TO BE CARRIED OUT IN ACCORDANCE WITH ARBORICULTURE ASSESSMENT REPORT (ELKE LANDSCAPE ARCHITECT, CONSULTING ARBORIST, HORTICULTURIST). FOR ALL WORKS WITHIN THE STRUCTURAL ROOT ZONE OF EXISTING TREES, CONTACT PROJECT ARBORIST.
- ALL ATTEMPTS HAVE BEEN MADE TO COORDINATE PROPOSED TREE AND TREE PIT LOCATIONS WITH EXISTING AND PROPOSED UNDERGROUND SERVICES BASED ON CIVIL DESIGN AND SURVEY INFORMATION AT THE TIME. FINAL PLACEMENT OF TREES AND TREE PIT AREAS TO BE CONFIRMED ON SITE BY CONTRACTOR PENDING SITE CONDITIONS - EXACT UTILITY SERVICES LOCATIONS.

EXISTING BUILDINGS AND PROPERTY

- BUILDING OUTLINES AND FOOTPRINTS SHOWN ON THE DRAWINGS ARE INDICATIVE ONLY AND SHOULD NOT BE RELIED UPON FOR DETAILED DESIGN.
- FINAL IMPACTS TO EXISTING BUILDINGS AND PROPERTY IS SUBJECT TO DETAILED DESIGN

SURFACE DRAINAGE AND GRADING

- REFER TO ENSPIRE SOLUTIONS ENGINEERING DOCUMENTATION FOR DRAINAGE DESIGN.

STREET LIGHTING

- REFER TO ELECTRICAL ENGINEERING DOCUMENTATION FOR STREET AND PUBLIC DOMAIN LIGHTING.

HOSTILE VEHICLE MITIGATION (HVM)

- THE PUBLIC DOMAIN AND STREETScape OF HICKSON ROAD - STAGE 4 HAS BEEN DESIGNED TO AUSTRROADS AND CITY OF SYDNEY DESIGN STANDARDS. ADDITIONAL HVM MEASURES TO RESTRICT VEHICLE MOVEMENT OR PROVIDE BLAST PROTECTION DISTANCES HAVE NOT BEEN INCLUDED IN THE DESIGN.

LINEMARKINGS

- REFER TO ENSPIRE SOLUTIONS ENGINEERING DOCUMENTATION.

PLANTING SCHEDULE


TREE PLANTING

CODE	BOTANICAL NAME	COMMON NAME	POT SIZE	TOTAL
TR01	FRAXINUS PENNSYLVANICA 'URBANITE'	URBANITE ASH	750L	55
TR02	LOPHOSTEMON CONFERTUS	BRUSH BOX	750L	14
TR03	LIVISTONA AUSTRALIS	CABBAGE-TREE PALM	750L/10M HEIGHT 750L/12M HEIGHT	4 2

PLANTING MIX TYPE 01 - VERGE

CODE	BOTANICAL NAME	COMMON NAME	POT SIZE (MM)	TOTAL
BS	BANKSIA SPINULOSA 'BIRTHDAY CANDLES'	BANKSIA	140	859
BR	BRACHYSCOME SPP.	BRACHYSCOME	75 TUBE	859
BB	BULBINE BULBOSA	BULBINE LILY	75 TUBE	515
CC	CALOCEPHALUS CITERUS	LEMON BEAUTY HEADS	75 TUBE	687
CH	CHRYSOCEPHALUM SEMIPAPPOSUM	CHRYSOCEPHALUM	140	515
DA	DAMPIERA ALATA	WINGED-STEM DAMP.	75 TUBE	515
GO	GOODENIA OVATA	HOP GOODENIA	140	515
LL	LOMANDRA LONGIFOLIA 'LIME TUFF'	LIME TUFF	140	859
OD	OZOTHAMNUS DIOS. 'RED GINGHAM'	RICE FLOWER	140	687
VA	VERONICA ARENARIA	DIGGERS SPEEDWELL	75 TUBE	515
VH	VIOLA HEDERACEA	NATIVE VIOLET	75 TUBE	515
WS	WAHLENBERGIA STRICTA	TALL BLUEBELL	140	687
WF	WESTRINGIA FRUTICOSA 'FLAT N FRUITY'	COASTAL ROSEMARY	140	859

PLANTING SCHEDULE TO BE UPDATED FOR IFC



CONSULTANT

Hassell LTD ABN 24 007 711 435
Level 2, Pier 8/9, 23 Hickson Rd
Sydney NSW 2000 Australia
T +61 2 9101 2000
F +61 2 9101 2100
sydney@hassellstudio.com
Nominated Architects NSW:
Tony Griat 9350
Glenn Scott 6842
Ross de la Motte 7398

Hassell

REFERENCE

NORTH

NOTES

- Do not scale drawing. Written dimensions govern
 - All dimensions are in millimeters unless noted otherwise
 - All dimensions shall be verified on site before proceeding with the work. Hassell shall be notified in writing of any discrepancies.
 - This drawing must be read in conjunction with all relevant contracts, specifications and drawings
- This drawing is an uncontrolled copy. Unless noted otherwise
© Copyright of this drawing is vested in Hassell Ltd.

REV DESCRIPTION

A	DRAFT 50% DESIGN	20/02/2025
B	50% DESIGN	28/05/2025
C	Draft - For REF Approval	12/09/2025
D	For REF Approval	03/10/2025
E	For REF Approval - Client Comments Update	13/11/2025

DATE

20/02/2025
28/05/2025
12/09/2025
03/10/2025
13/11/2025

CLIENT

INNSW
PROJECT
HICKSON ROAD - STAGE 4

STATUS
FOR REF APPROVAL

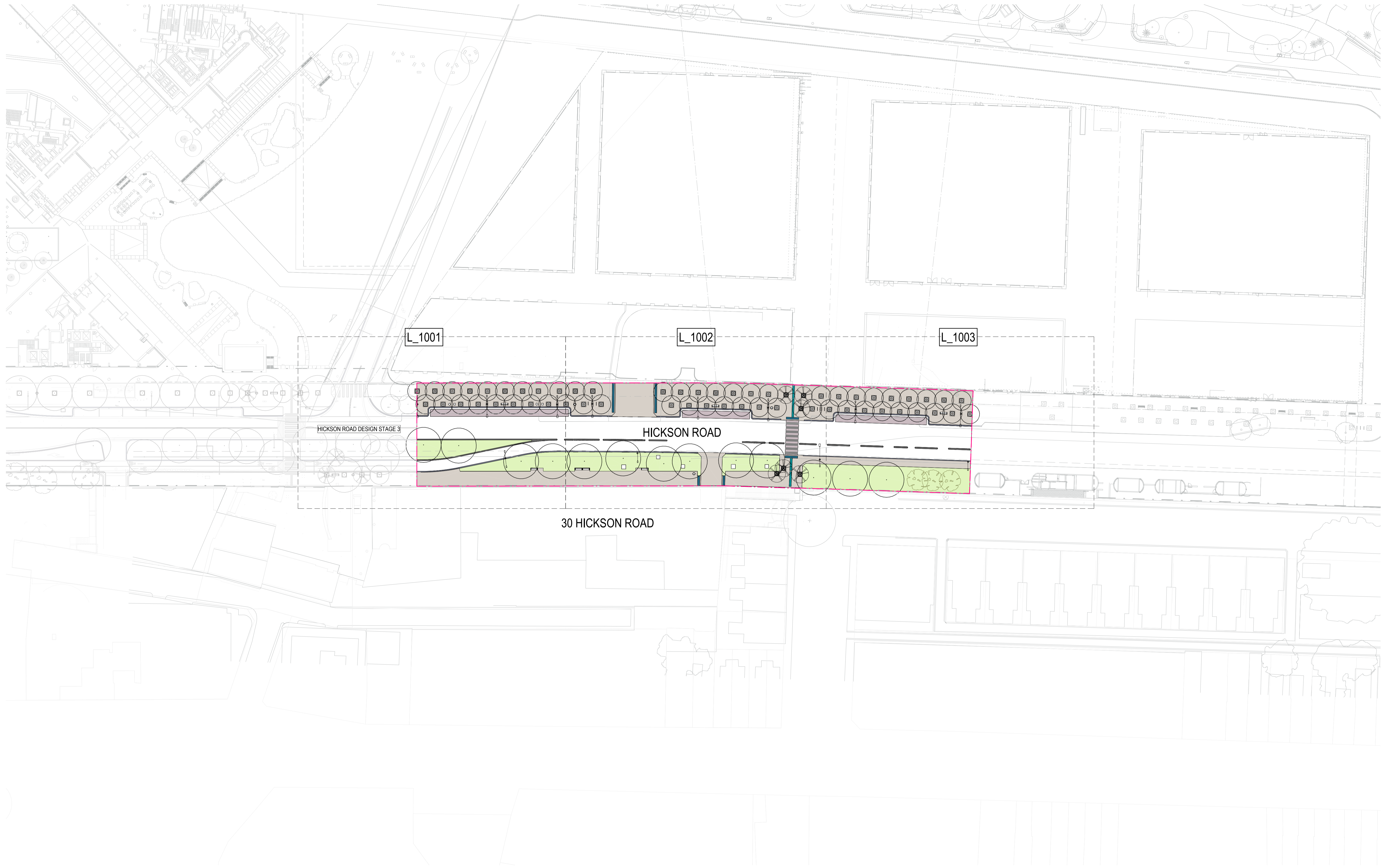
DRAWING TITLE
LEGEND

REVIEWED

JH
APPROVED
JB
DRAWING NO.
L_0002

SCALE @ A1

PROJECT NO.
017641
REV NO.
E



HICKSON ROAD DESIGN STAGE 3

HICKSON ROAD

30 HICKSON ROAD

L_1001

L_1002

L_1003

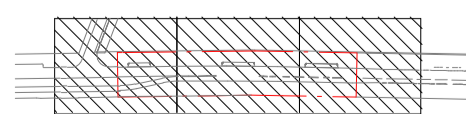
CONSULTANT



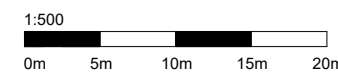
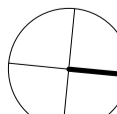
Hassell

Hassell LTD ABN 24 007 711 435
 Level 2, Pier 8/9, 23 Hickson Rd
 Sydney NSW 2000 Australia
 T +61 2 9101 2000
 F +61 2 9101 2100
 sydney@hassellstudio.com
 Nominated Architects NSW:
 Tony Grist 5350
 Glenn Scott 6842
 Ross de la Motte 7398

REFERENCE



NORTH



NOTES

1. Do not scale drawing. Written dimensions govern
 2. All dimensions are in millimeters unless noted otherwise
 3. All dimensions shall be verified on site before proceeding with the work. Hassell shall be notified in writing of any discrepancies.
 4. This drawing must be read in conjunction with all relevant contracts, specifications and drawings
- This drawing is an uncontrolled copy. Unless noted otherwise
 © Copyright of this drawing is vested in Hassell Ltd.

REV DESCRIPTION

A	DRAFT 50% DESIGN
B	50% DESIGN
C	Draft - For REF Approval
D	For REF Approval
E	For REF Approval - Client Comments Update

DATE

20/02/2025
28/05/2025
12/09/2025
03/10/2025
13/11/2025

CLIENT

INSW

PROJECT

HICKSON ROAD - STAGE 4

STATUS

FOR REF APPROVAL

DRAWING TITLE

SITE PLAN

REVIEWED

JH

APPROVED

JB

DRAWING NO.

L_0101

SCALE @ A1

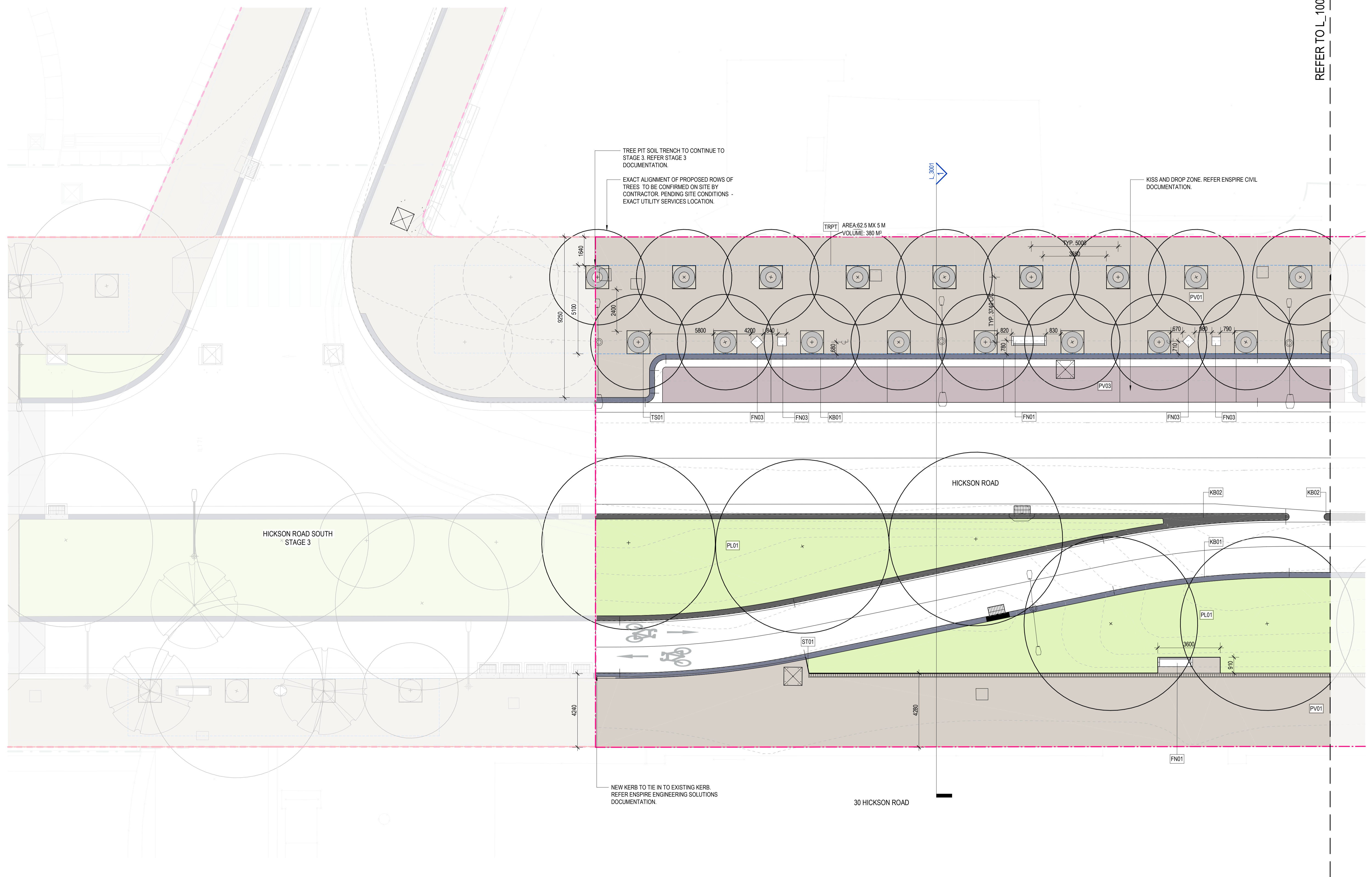
1 : 500

PROJECT NO.

017641

REV NO.

E



TREE PIT SOIL TRENCH TO CONTINUE TO STAGE 3. REFER STAGE 3 DOCUMENTATION.
 EXACT ALIGNMENT OF PROPOSED ROWS OF TREES TO BE CONFIRMED ON SITE BY CONTRACTOR, PENDING SITE CONDITIONS - EXACT UTILITY SERVICES LOCATION.

KISS AND DROP ZONE. REFER ENSPIRE CIVIL DOCUMENTATION.

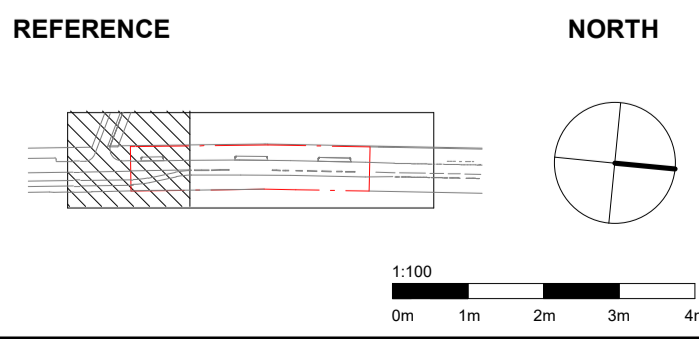
TRPT AREA: 62.5 MX 5 M
 VOLUME: 380 M³

NEW KERB TO TIE IN TO EXISTING KERB. REFER ENSPIRE ENGINEERING SOLUTIONS DOCUMENTATION.

30 HICKSON ROAD

HICKSON ROAD SOUTH
 STAGE 3

HICKSON ROAD



- NOTES**
1. Do not scale drawing. Written dimensions govern
 2. All dimensions are in millimeters unless noted otherwise
 3. All dimensions shall be verified on site before proceeding with the work. Hassell shall be notified in writing of any discrepancies.
 4. This drawing must be read in conjunction with all relevant contracts, specifications and drawings
- This drawing is an uncontrolled copy. Unless noted otherwise
 © Copyright of this drawing is vested in Hassell Ltd.

REV	DESCRIPTION	DATE
A	DRAFT 50% DESIGN	20/02/2025
B	50% DESIGN	28/05/2025
C	Draft - For REF Approval	12/09/2025
D	For REF Approval	03/10/2025
E	For REF Approval - Client Comments Update	13/11/2025

CLIENT
 INSW
PROJECT
 HICKSON ROAD - STAGE 4

STATUS
 FOR REF APPROVAL
DRAWING TITLE
 GENERAL ARRANGEMENT - SHEET 1 OF 3

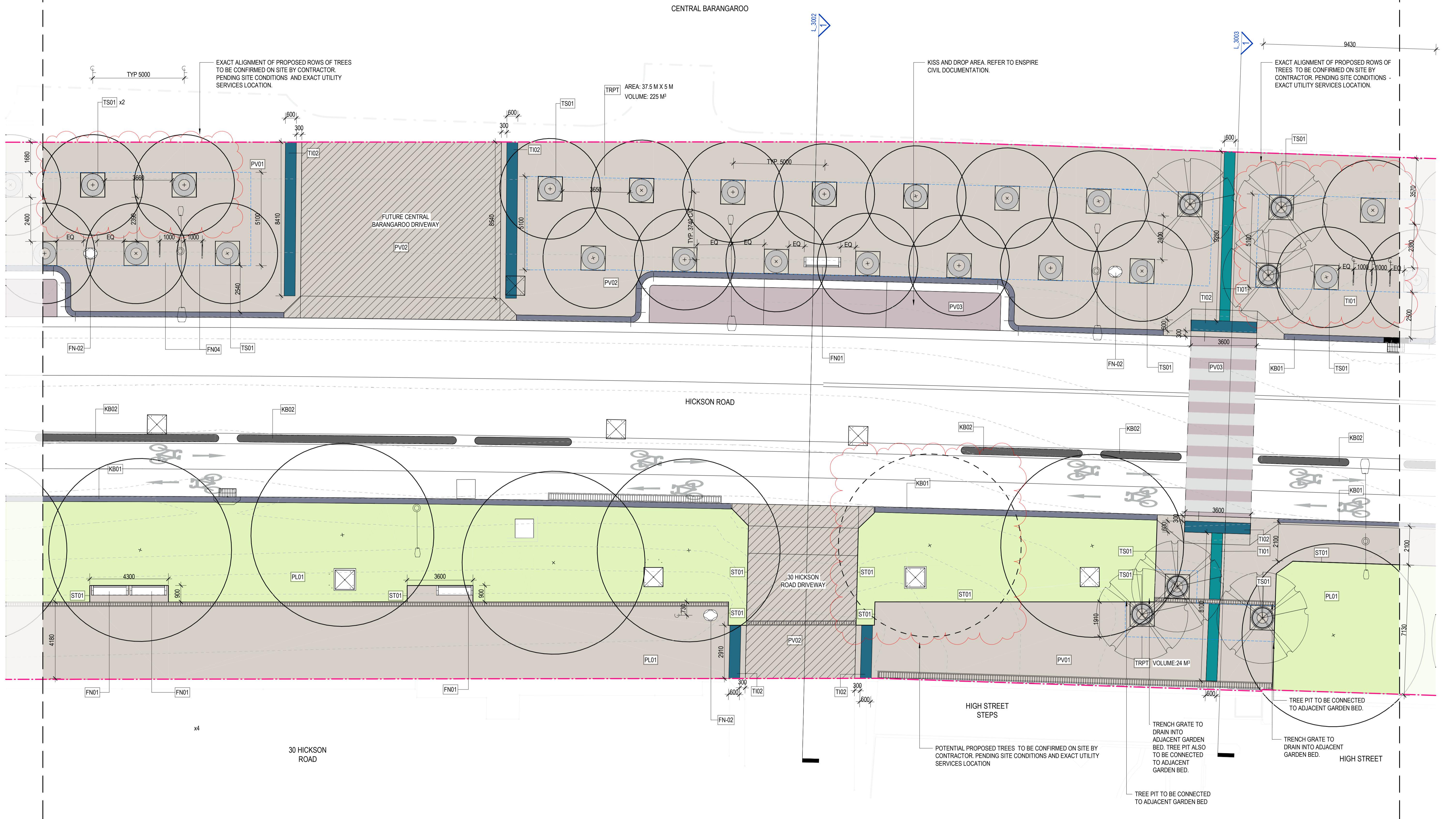
REVIEWED	APPROVED	DRAWING NO.	SCALE @ A1	PROJECT NO.	REV NO.
JH	JB	L_1001	1 : 100	017641	E



CONSULTANT
 Hassell LTD ABN: 24 007 711 435
 Level 2, Pier 8/9, 23 Hickson Rd
 Sydney NSW 2000 Australia
 T +61 2 9101 2000
 F +61 2 9101 2100
 sydney@hassellstudio.com
 Nominated Architects NSW:
 Tony Grist 5350
 Glenn Scott 6842
 Ross de la Motte 7398

REFER TO L_1001

REFER TO L_1003

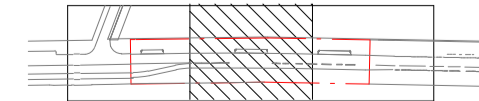


CONSULTANT

Hassell LTD ABN: 24 007 711 435
 Level 2, Pier 8/9, 23 Hickson Rd
 Sydney NSW 2000 Australia
 T +61 2 9101 2000
 F +61 2 9101 2100
 sydney@hassellstudio.com
 Nominated Architects NSW:
 Tony Grist 5350
 Glenn Scott 6842
 Ross de la Motte 7398

Hassell

REFERENCE

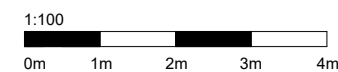


NORTH



NOTES

1. Do not scale drawing. Written dimensions govern
 2. All dimensions are in millimeters unless noted otherwise
 3. All dimensions shall be verified on site before proceeding with the work. Hassell shall be notified in writing of any discrepancies.
 4. This drawing must be read in conjunction with all relevant contracts, specifications and drawings
- This drawing is an uncontrolled copy. Unless noted otherwise
 © Copyright of this drawing is vested in Hassell Ltd.



REV DESCRIPTION

A	DRAFT 50% DESIGN
B	50% DESIGN
C	Issue for Coordination
D	Draft - For REF Approval
E	For REF Approval
F	For REF Approval - Client Comments Update

DATE

20/02/2025
28/05/2025
02/09/2025
12/09/2025
03/10/2025
13/11/2025

CLIENT

INSW
PROJECT
 HICKSON ROAD - STAGE 4

STATUS
 FOR REF APPROVAL

DRAWING TITLE
 GENERAL ARRANGEMENT - SHEET 2 OF 3

REVIEWED

JH

APPROVED

JB

DRAWING NO.

L_1002

SCALE @ A1

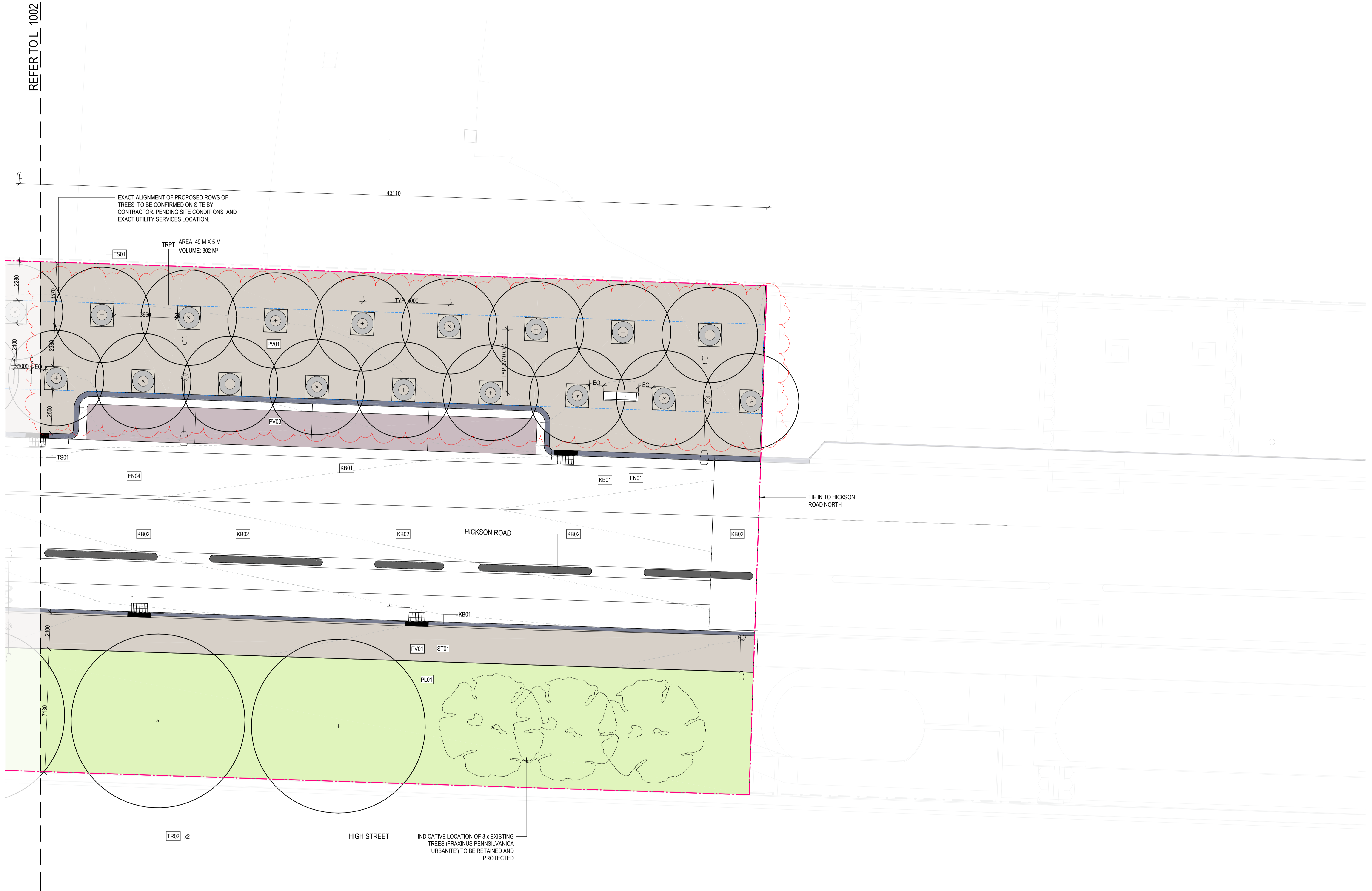
1 : 100

PROJECT NO.

017641

REV NO.

F



CONSULTANT

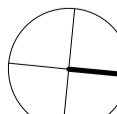
Hassell LTD ABN: 24 007 711 435
 Level 2, Pier 8/9, 23 Hickson Rd
 Sydney NSW 2000 Australia
 T +61 2 9101 2000
 F +61 2 9101 2100
 sydney@hassellstudio.com
 Nominated Architects NSW:
 Tony Grist 5350
 Glenn Scott 6842
 Ross de la Motte 7398



REFERENCE

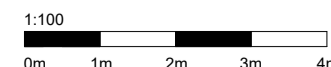


NORTH



NOTES

1. Do not scale drawing. Written dimensions govern
 2. All dimensions are in millimeters unless noted otherwise
 3. All dimensions shall be verified on site before proceeding with the work. Hassell shall be notified in writing of any discrepancies.
 4. This drawing must be read in conjunction with all relevant contracts, specifications and drawings
- This drawing is an uncontrolled copy. Unless noted otherwise
 © Copyright of this drawing is vested in Hassell Ltd.



REV DESCRIPTION

A	DRAFT 50% DESIGN
B	50% DESIGN
C	Issue for Coordination
D	Draft - For REF Approval
E	For REF Approval
F	For REF Approval - Client Comments Update

DATE

20/02/2025
28/05/2025
02/09/2025
12/09/2025
03/10/2025
13/11/2025

CLIENT

INSW

PROJECT

HICKSON ROAD - STAGE 4

STATUS

FOR REF APPROVAL

DRAWING TITLE

GENERAL ARRANGEMENT - SHEET 3 OF 3

REVIEWED

JH

APPROVED

JB

DRAWING NO.

L_1003

SCALE @ A1

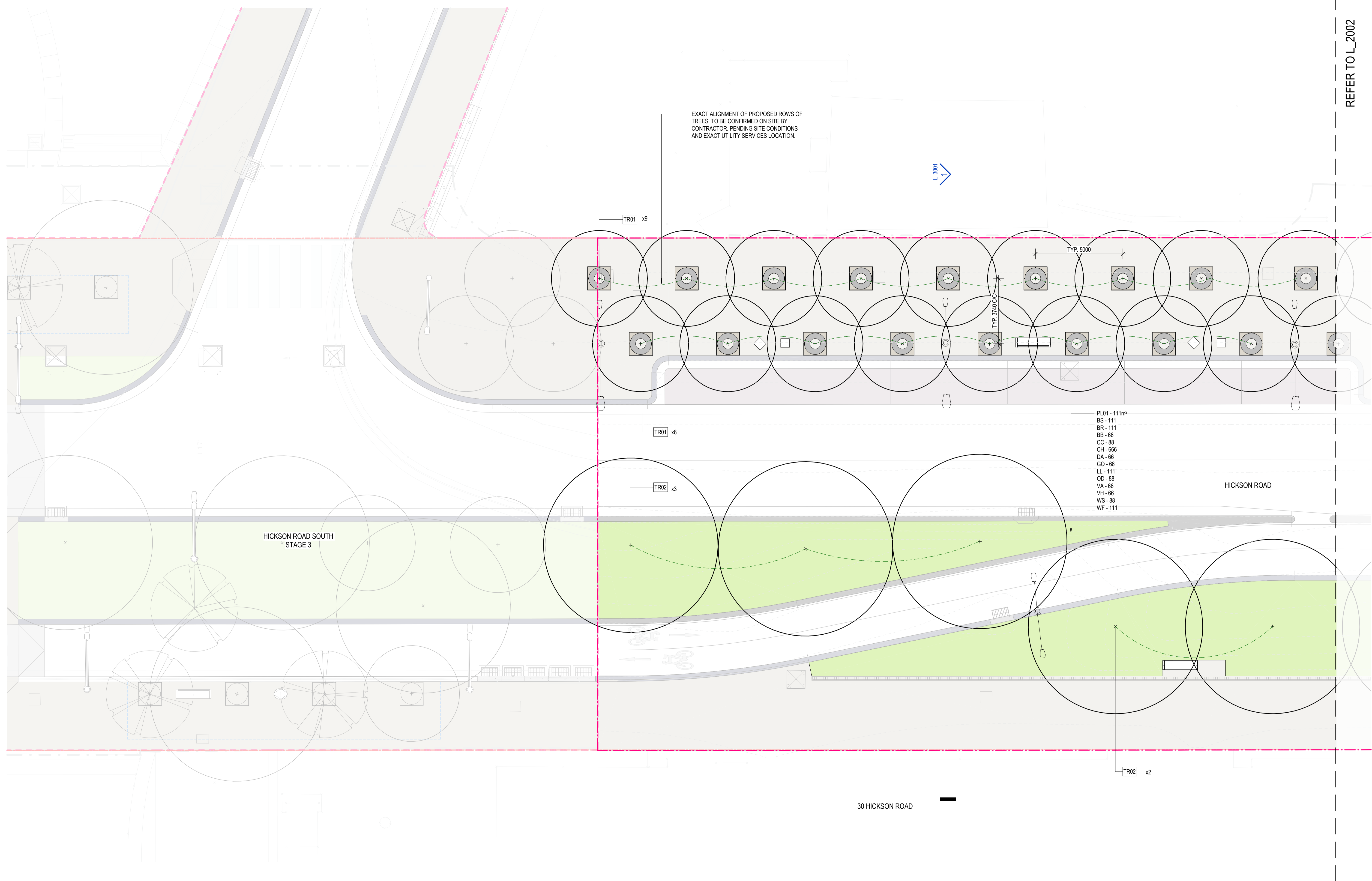
1 : 100

PROJECT NO.

017641

REV NO.

F



HICKSON ROAD SOUTH STAGE 3

HICKSON ROAD

30 HICKSON ROAD

- PL01 - 111m²
- BS - 111
- BR - 111
- BB - 66
- CC - 88
- CH - 666
- DA - 66
- GO - 66
- LL - 111
- OD - 88
- VA - 66
- VH - 66
- WS - 88
- WF - 111

EXACT ALIGNMENT OF PROPOSED ROWS OF TREES TO BE CONFIRMED ON SITE BY CONTRACTOR. PENDING SITE CONDITIONS AND EXACT UTILITY SERVICES LOCATION.

TR01 x9

TR01 x8

TR02 x3

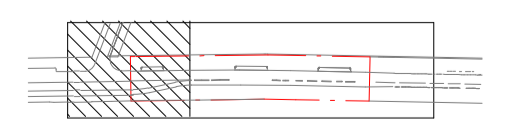
TR02 x2

L 3001

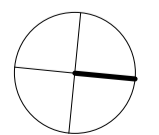
TYP. 5000

TYP. 3740CC

REFERENCE



NORTH



NOTES

1. Do not scale drawing. Written dimensions govern
 2. All dimensions are in millimeters unless noted otherwise
 3. All dimensions shall be verified on site before proceeding with the work. Hassell shall be notified in writing of any discrepancies.
 4. This drawing must be read in conjunction with all relevant contracts, specifications and drawings
- This drawing is an uncontrolled copy. Unless noted otherwise
© Copyright of this drawing is vested in Hassell Ltd.

REV DESCRIPTION

REV	DESCRIPTION	DATE
A	DRAFT 50% DESIGN	20/02/2025
B	50% DESIGN	28/05/2025
C	Draft - For REF Approval	12/09/2025
D	For REF Approval	03/10/2025
E	For REF Approval - Client Comments Update	13/11/2025

DATE

20/02/2025
28/05/2025
12/09/2025
03/10/2025
13/11/2025

CLIENT

INSW

PROJECT

HICKSON ROAD - STAGE 4

STATUS

FOR REF APPROVAL

DRAWING TITLE

PLANTING PLAN- SHEET 1 OF 3

REVIEWED

JH

APPROVED

JB

DRAWING NO.

L_2001

SCALE @ A1


1 : 100

PROJECT NO.

017641

REV NO.

E

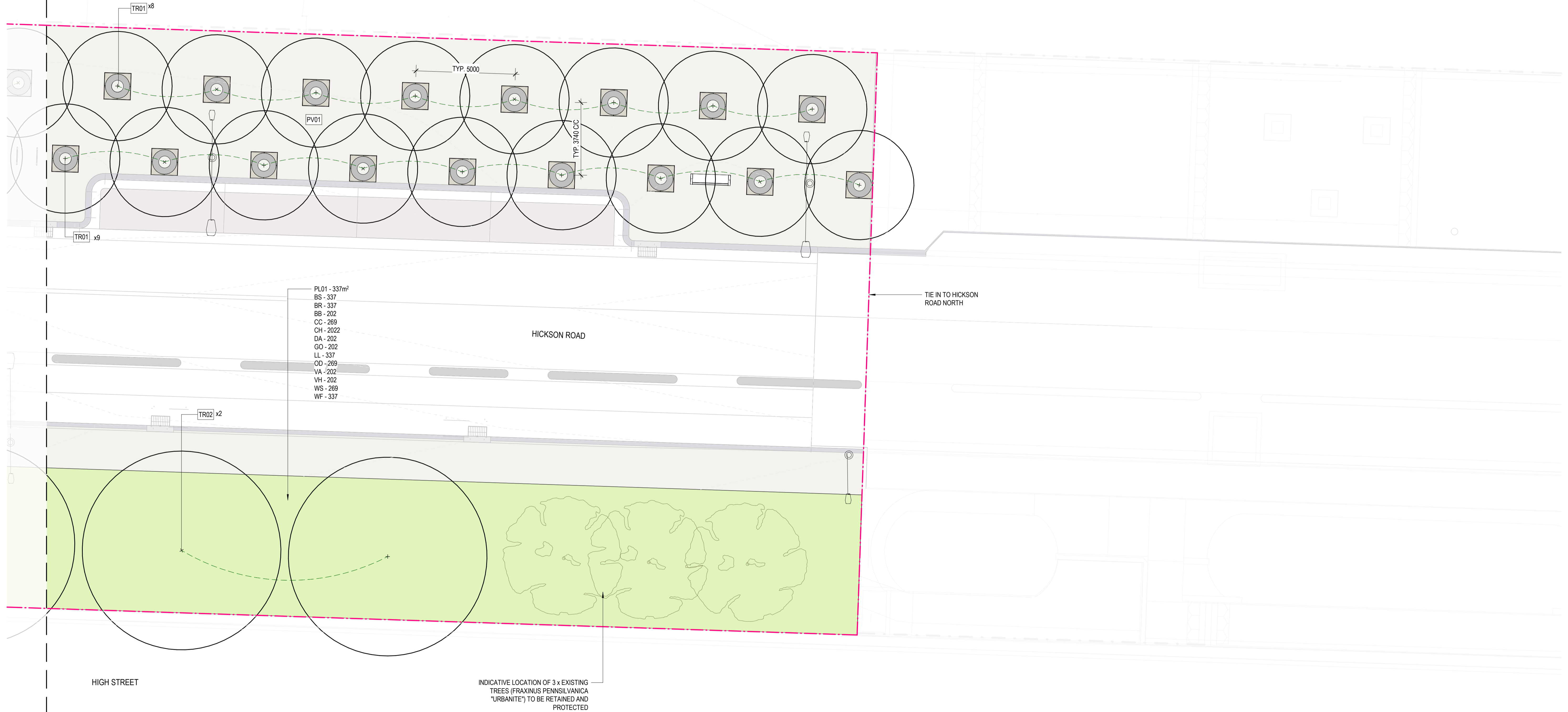


CONSULTANT

Hassell

Hassell LTD ABN 24 007 711 435
Level 2, Pier 8/9, 23 Hickson Rd
Sydney NSW 2000 Australia
T +61 2 9101 2000
F +61 2 9101 2100
sydney@hassellstudio.com
Nominated Architects NSW:
Tony Grist 5350
Glenn Scott 6842
Ross de la Motte 7398





HIGH STREET

INDICATIVE LOCATION OF 3 x EXISTING TREES (FRAXINUS PENNSILVANICA "URBANITE") TO BE RETAINED AND PROTECTED

TIE IN TO HICKSON ROAD NORTH

HICKSON ROAD

PL01 - 337m²
BS - 337
BR - 337
BB - 202
CC - 269
CH - 2022
DA - 202
GO - 202
LL - 337
OD - 269
VA - 202
VH - 202
WS - 269
WF - 337

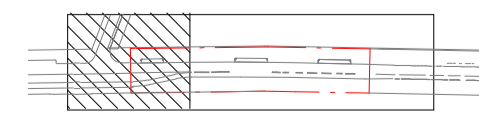


CONSULTANT

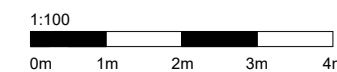
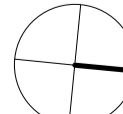
Hassell

Hassell LTD ABN:24 007 711 435
Level 2, Pier 8/9, 23 Hickson Rd
Sydney NSW 2000 Australia
T +61 2 9101 2000
F +61 2 9101 2100
sydney@hassellstudio.com
Nominated Architects NSW:
Tony Grist 5350
Glenn Scott 6842
Ross de la Motte 7398

REFERENCE



NORTH



NOTES

1. Do not scale drawing. Written dimensions govern
 2. All dimensions are in millimeters unless noted otherwise
 3. All dimensions shall be verified on site before proceeding with the work. Hassell shall be notified in writing of any discrepancies.
 4. This drawing must be read in conjunction with all relevant contracts, specifications and drawings
- This drawing is an uncontrolled copy. Unless noted otherwise
© Copyright of this drawing is vested in Hassell Ltd.

REV DESCRIPTION

A	DRAFT 50% DESIGN
B	50% DESIGN
C	Draft - For REF Approval
D	For REF Approval
E	For REF Approval - Client Comments Update

DATE

20/02/2025
28/05/2025
12/09/2025
03/10/2025
13/11/2025

CLIENT

INSW

PROJECT

HICKSON ROAD - STAGE 4

STATUS

FOR REF APPROVAL

DRAWING TITLE

PLANTING PLAN- SHEET 3 OF 3

REVIEWED

JH

APPROVED

JB

DRAWING NO.

L_2003

SCALE @ A1

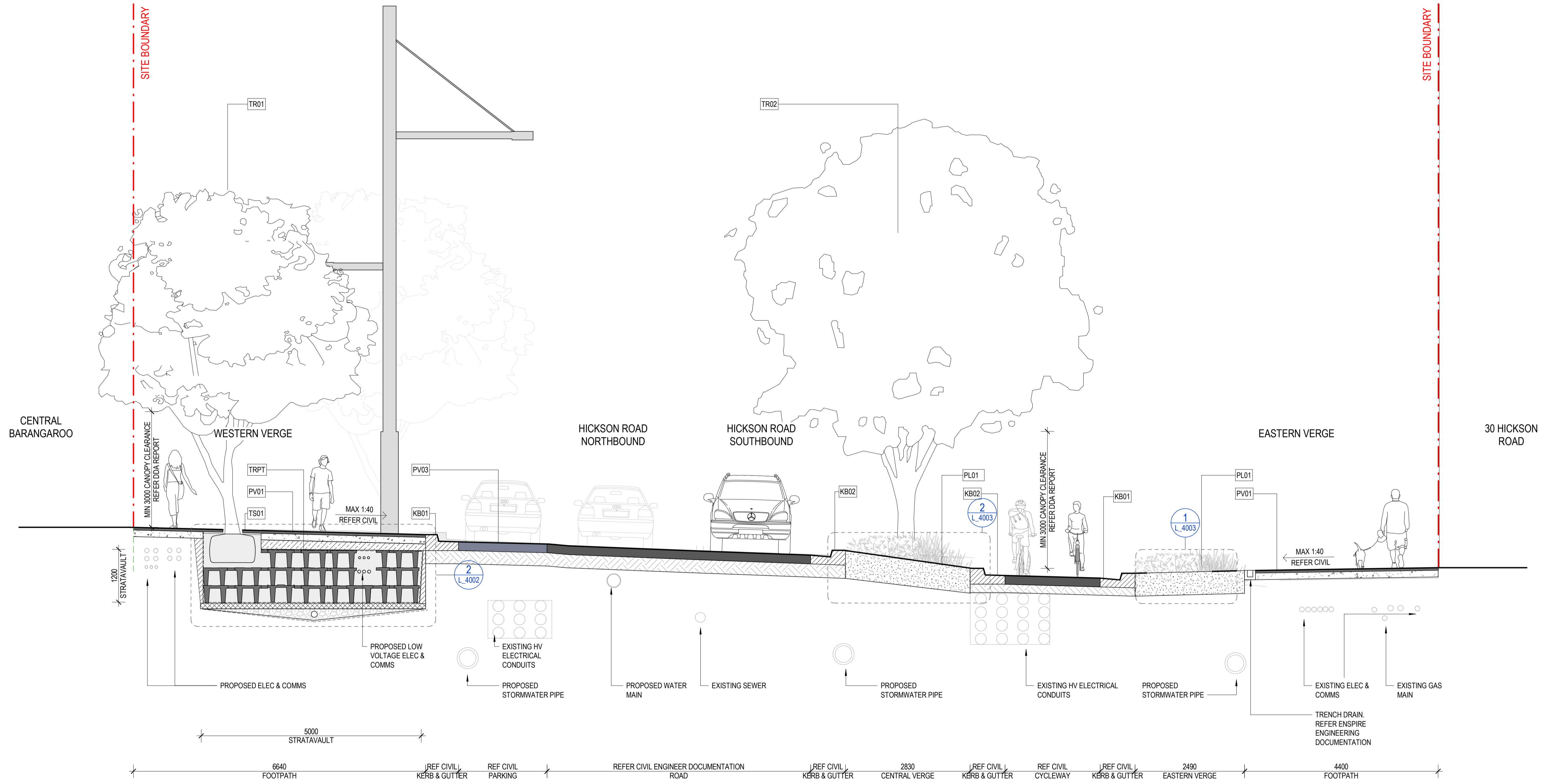
1 : 100

PROJECT NO.

017641

REV NO.

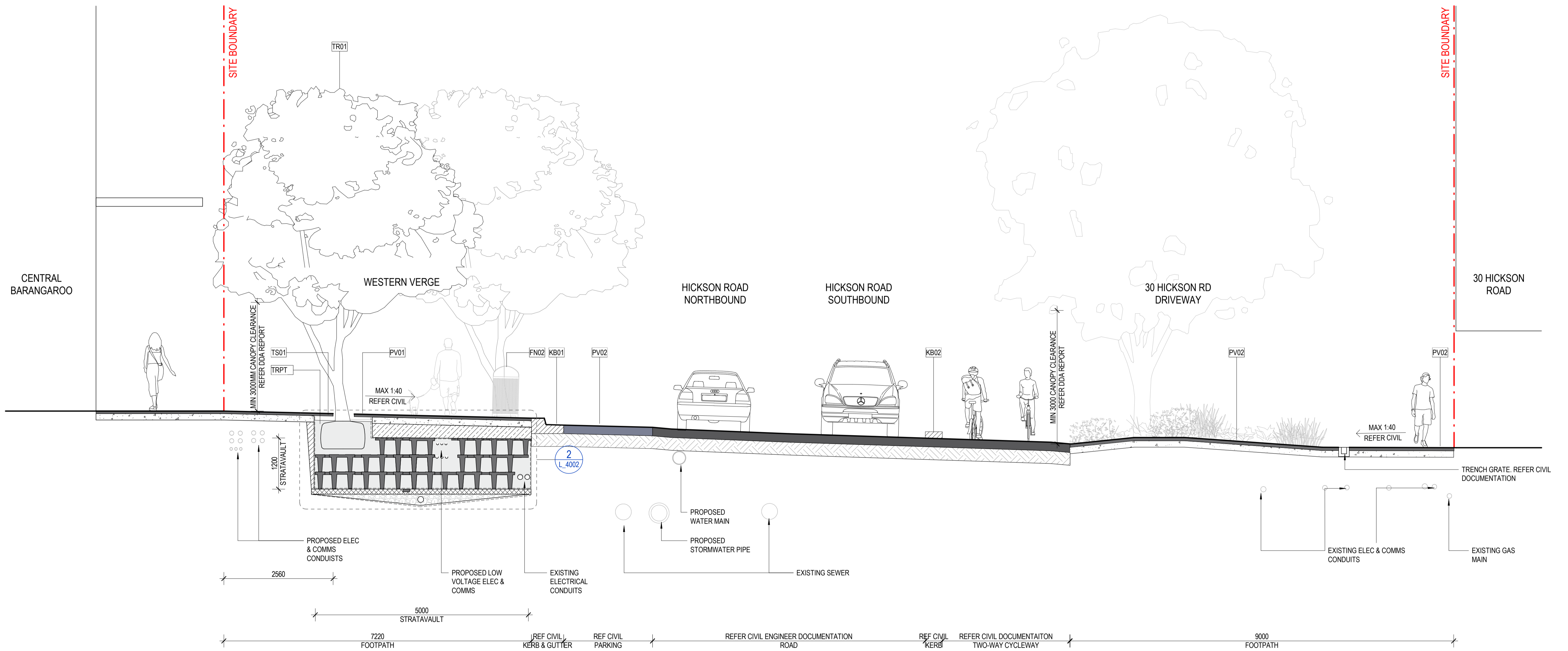
E



1 GA SECTION - MEDIAN AND VERGE
L.1001 1:50

NOTE: REFER ENSPIRE ENGINEERING SOLUTIONS CIVIL DOCUMENTATION FOR LEVELS, GRADING AND EXISTING AND PROPOSED SERVICES LOCATION, DESCRIPTION AND DEPTH.

	CONSULTANT Hassell LTD ABN 24 007 711 435 Level 2, Pier 8/9, 23 Hickson Rd Sydney NSW 2000 Australia T +61 2 9101 2000 F +61 2 9101 2100 sydney@hassellstudio.com Nominated Architects NSW: Tony Grist 5350 Glenn Scott 6842 Ross de la Motte 7398	REFERENCE	NORTH	NOTES 1. Do not scale drawing. Written dimensions govern 2. All dimensions are in millimeters unless noted otherwise 3. All dimensions shall be verified on site before proceeding with the work. Hassell shall be notified in writing of any discrepancies. 4. This drawing must be read in conjunction with all relevant contracts, specifications and drawings This drawing is an uncontrolled copy. Unless noted otherwise © Copyright of this drawing is vested in Hassell Ltd.	REV DESCRIPTION A DRAFT 50% DESIGN B 50% DESIGN C Issue for Coordination D Draft - For REF Approval E For REF Approval F For REF Approval - Client Comments Update	DATE 20/02/2025 28/05/2025 02/09/2025 12/09/2025 03/10/2025 13/11/2025	CLIENT INSW PROJECT HICKSON ROAD - STAGE 4	STATUS FOR REF APPROVAL DRAWING TITLE SITE SECTIONS - SHEET 1 OF 3	REVIEWED JH APPROVED JB DRAWING NO. L_3001	SCALE @ A1 1 : 50 PROJECT NO. 017641 REV NO. F



1 GA SECTION - 30 HICKSON RD DRIVEWAY
L_1002

NOTE: REFER ENSPIRE ENGINEERING SOLUTIONS CIVIL DOCUMENTATION FOR LEVELS, GRADING AND EXISTING AND PROPOSED SERVICES LOCATION, DESCRIPTION AND DEPTH.

CONSULTANT



Hassell LTD ABN 24 007 711 435
Level 2, Pier 8/9, 23 Hickson Rd
Sydney NSW 2000 Australia
T +61 2 9101 2000
F +61 2 9101 2100
sydney@hassellstudio.com
Nominated Architects NSW:
Tony Grist 5350
Glenn Scott 6842
Ross de la Motte 7398

REFERENCE

NORTH

NOTES

1. Do not scale drawing. Written dimensions govern
 2. All dimensions are in millimeters unless noted otherwise
 3. All dimensions shall be verified on site before proceeding with the work. Hassell shall be notified in writing of any discrepancies.
 4. This drawing must be read in conjunction with all relevant contracts, specifications and drawings
- This drawing is an uncontrolled copy. Unless noted otherwise
© Copyright of this drawing is vested in Hassell Ltd.

REV DESCRIPTION

A	50% DESIGN
B	Draft - For REF Approval
C	For REF Approval
D	For REF Approval - Client Comments Update

DATE

28/05/2025
12/09/2025
03/10/2025
13/11/2025

CLIENT

INSW

PROJECT

HICKSON ROAD - STAGE 4

STATUS

FOR REF APPROVAL

DRAWING TITLE

SITE SECTIONS - SHEET 2 OF 3

REVIEWED

JH

APPROVED

JB

DRAWING NO.

L_3002

SCALE @ A1

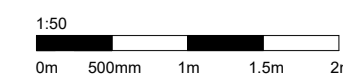
1 : 50

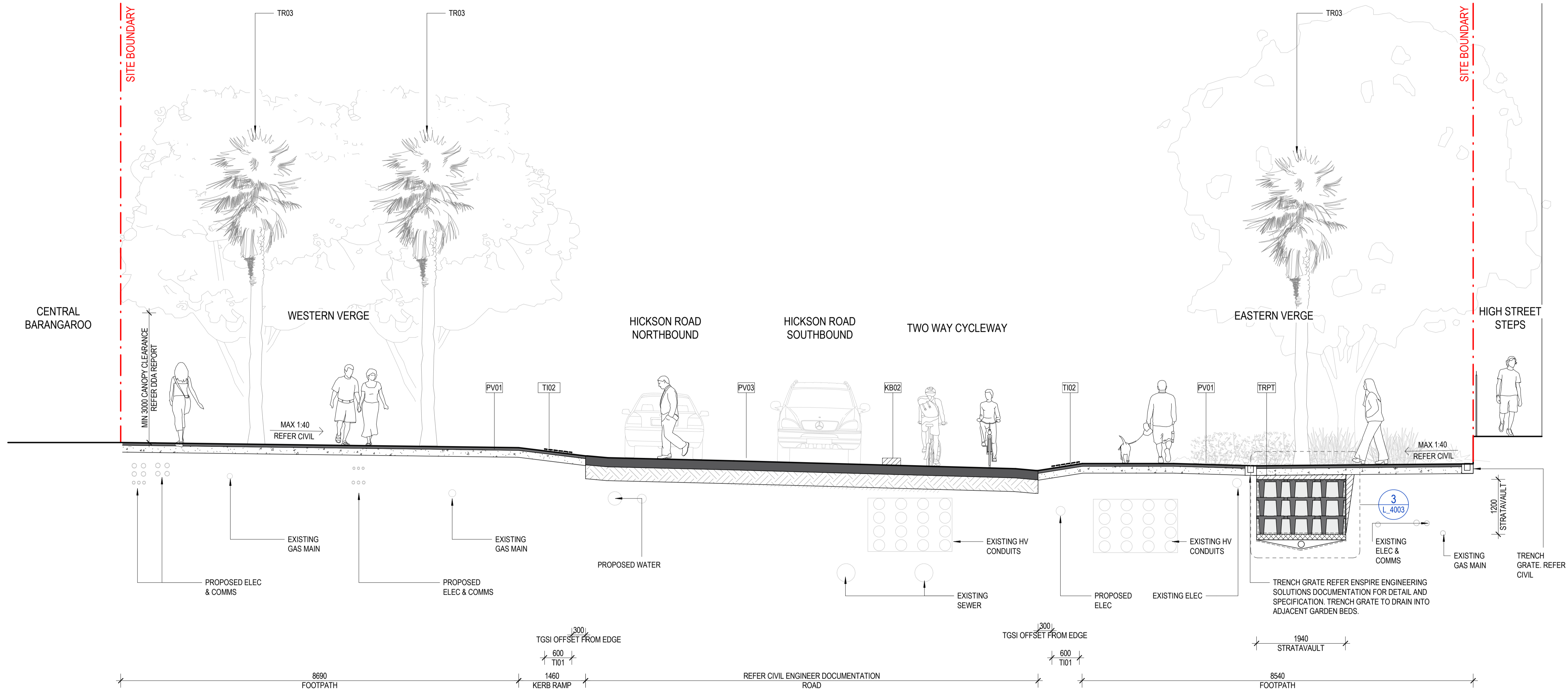
PROJECT NO.

017641

REV NO.

D





1 GA SECTION - CROSSING
L_1002 1:50

NOTE: REFER ENSPIRE ENGINEERING SOLUTIONS CIVIL DOCUMENTATION FOR LEVELS, GRADING AND EXISTING AND PROPOSED SERVICES LOCATION, DESCRIPTION AND DEPTH.

CONSULTANT



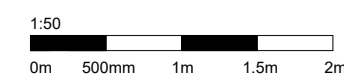
Hassell LTD ABN 24 007 711 435
Level 2, Pier 8/9, 23 Hickson Rd
Sydney NSW 2000 Australia
T +61 2 9101 2000
F +61 2 9101 2100
sydney@hassellstudio.com
Nominated Architects NSW:
Tony Grist 9350
Glenn Scott 6842
Ross de la Motte 7398

REFERENCE

NORTH

NOTES

1. Do not scale drawing. Written dimensions govern
 2. All dimensions are in millimeters unless noted otherwise
 3. All dimensions shall be verified on site before proceeding with the work. Hassell shall be notified in writing of any discrepancies.
 4. This drawing must be read in conjunction with all relevant contracts, specifications and drawings
- This drawing is an uncontrolled copy. Unless noted otherwise
© Copyright of this drawing is vested in Hassell Ltd.



REV DESCRIPTION

A	50% DESIGN
B	Draft - For REF Approval
C	For REF Approval
D	For REF Approval - Client Comments Update

DATE

28/05/2025
12/09/2025
03/10/2025
13/11/2025

CLIENT

INSW

PROJECT

HICKSON ROAD - STAGE 4

STATUS

FOR REF APPROVAL

DRAWING TITLE

SITE SECTIONS - SHEET 3 OF 3

REVIEWED

JH

APPROVED

JB

DRAWING NO.

L_3003

SCALE @ A1

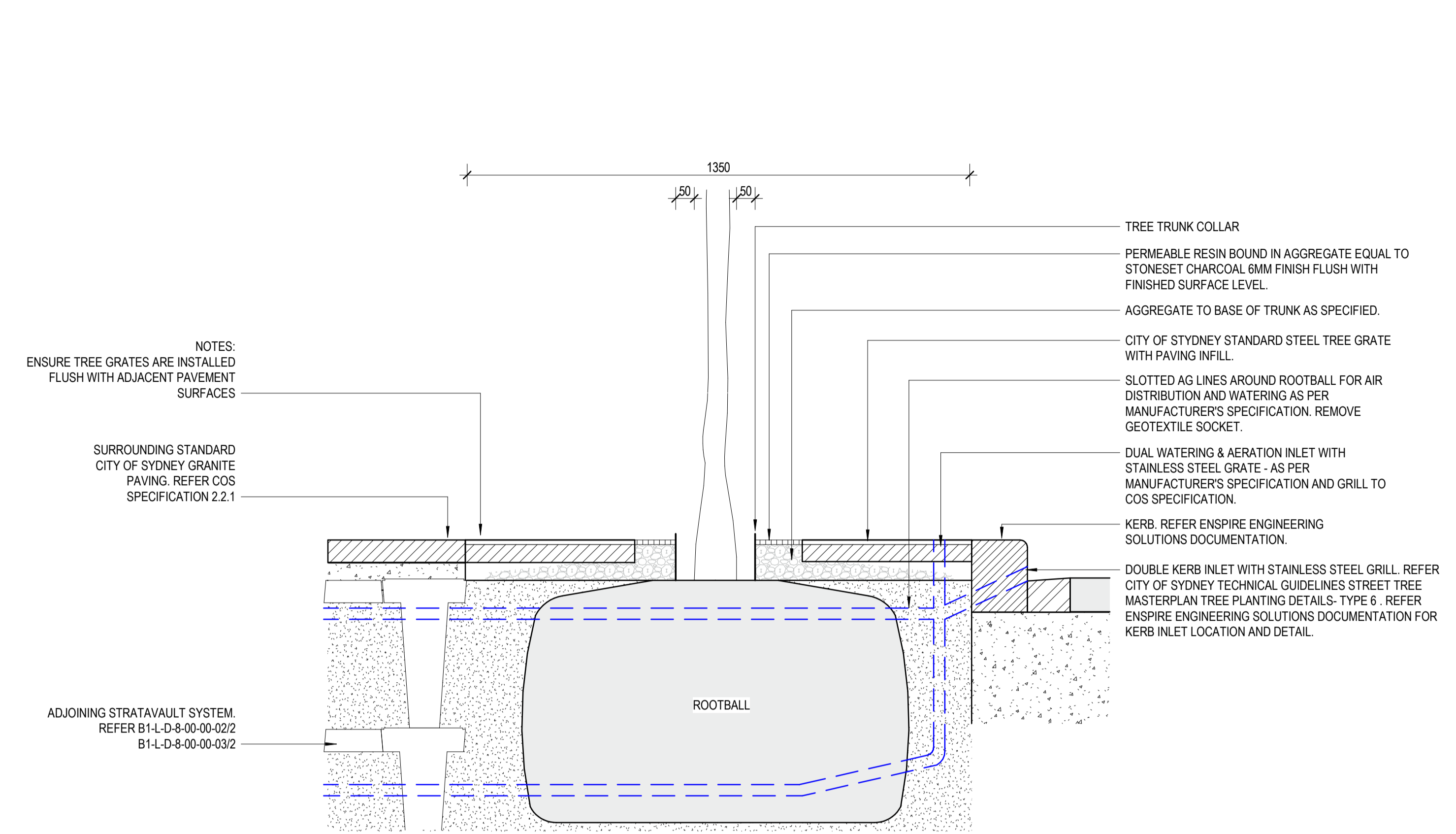
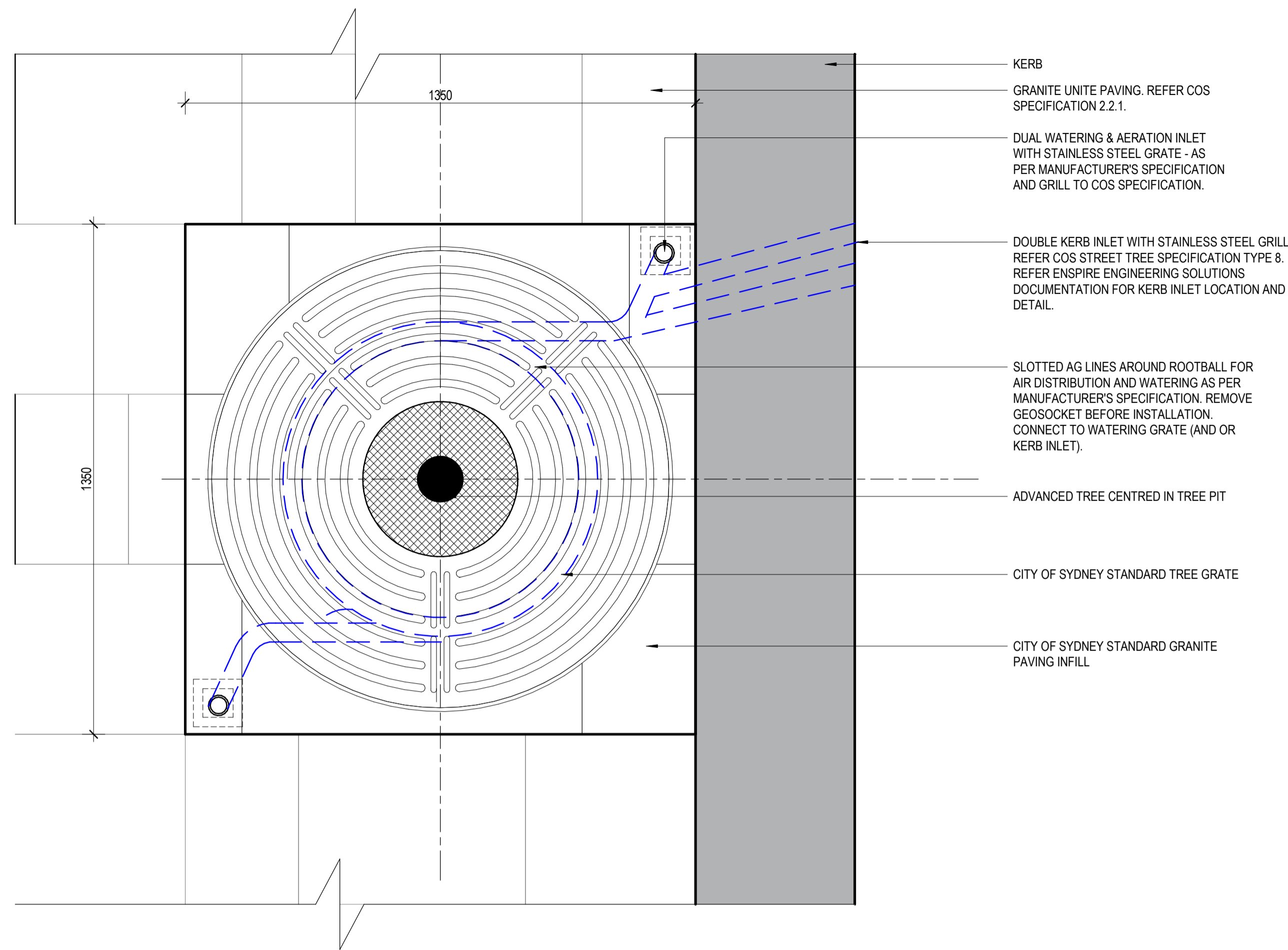
1:50

PROJECT NO.

017641

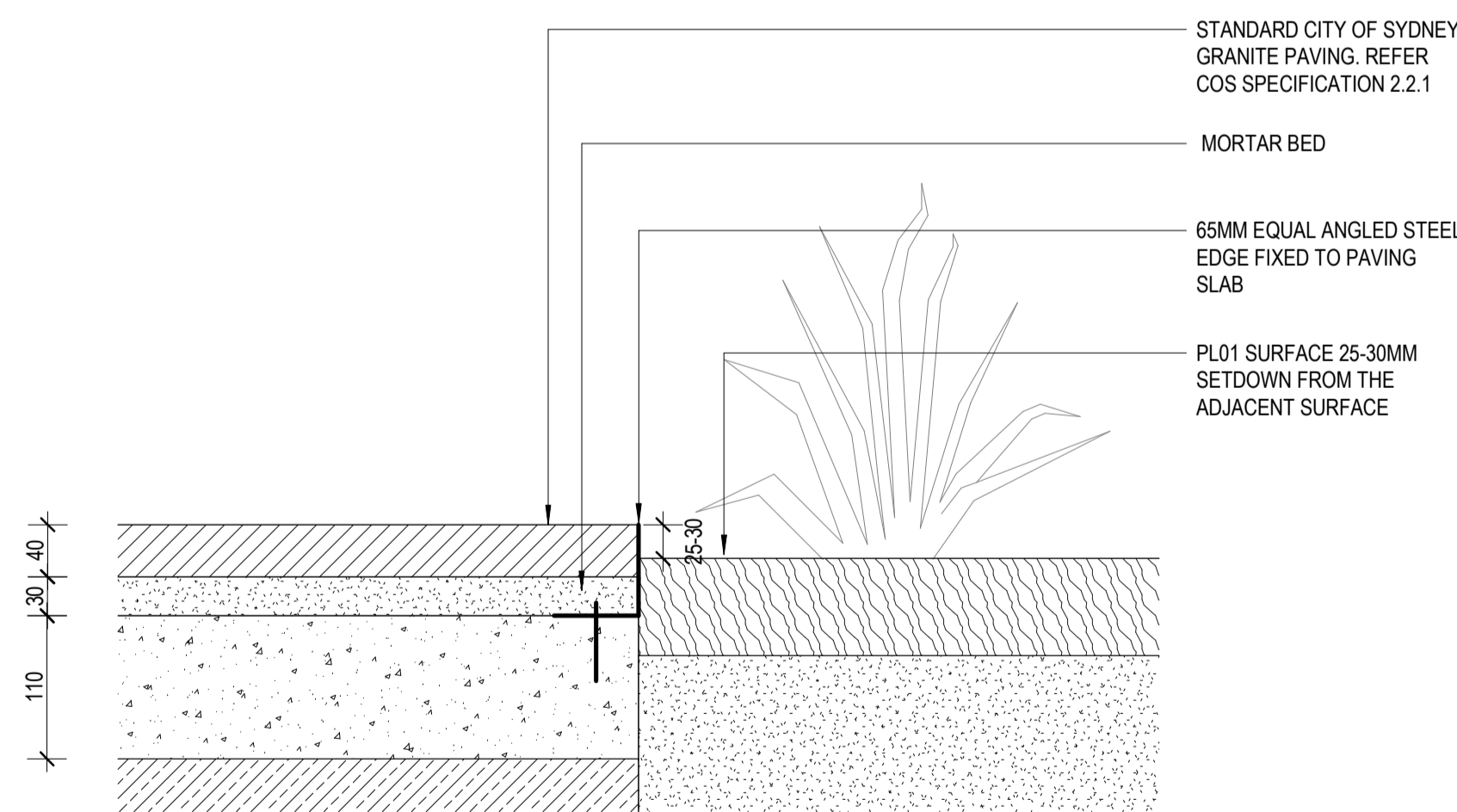
REV NO.

D



1 TS01 - TREE GRATE WITH PAVER INFILL - TYPICAL PLAN
L_4002 1:10

2 TS01 - TREE GRATE WITH PAVER INFILL - TYPICAL SECTION
L_4002 1:10



3 ST01- STEEL EDGE ADJACENT GARDEN BED & PAVING TYPICAL
L_4003 1:5

CONSULTANT

Hassell LTD ABN:24 007 711 435
Level 2, Pier 8/9, 23 Hickson Rd
Sydney NSW 2000 Australia
T +61 2 9101 2000
F +61 2 9101 2100
sydney@hassellstudio.com
Nominated Architects NSW:
Tony Griat 5350
Glenn Scott 6842
Ross de la Motte 7398



REFERENCE

NORTH

NOTES

- Do not scale drawing. Written dimensions govern
 - All dimensions are in millimeters unless noted otherwise
 - All dimensions shall be verified on site before proceeding with the work. Hassell shall be notified in writing of any discrepancies.
 - This drawing must be read in conjunction with all relevant contracts, specifications and drawings
- This drawing is an uncontrolled copy. Unless noted otherwise
© Copyright of this drawing is vested in Hassell Ltd.

REV DESCRIPTION

A	DRAFT 50% DESIGN
B	50% DESIGN
C	Draft - For REF Approval
D	For REF Approval
E	For REF Approval - Client Comments Update

DATE

20/02/2025
28/05/2025
12/09/2025
03/10/2025
13/11/2025

CLIENT

INSW
PROJECT
HICKSON ROAD - STAGE 4

STATUS
FOR REF APPROVAL

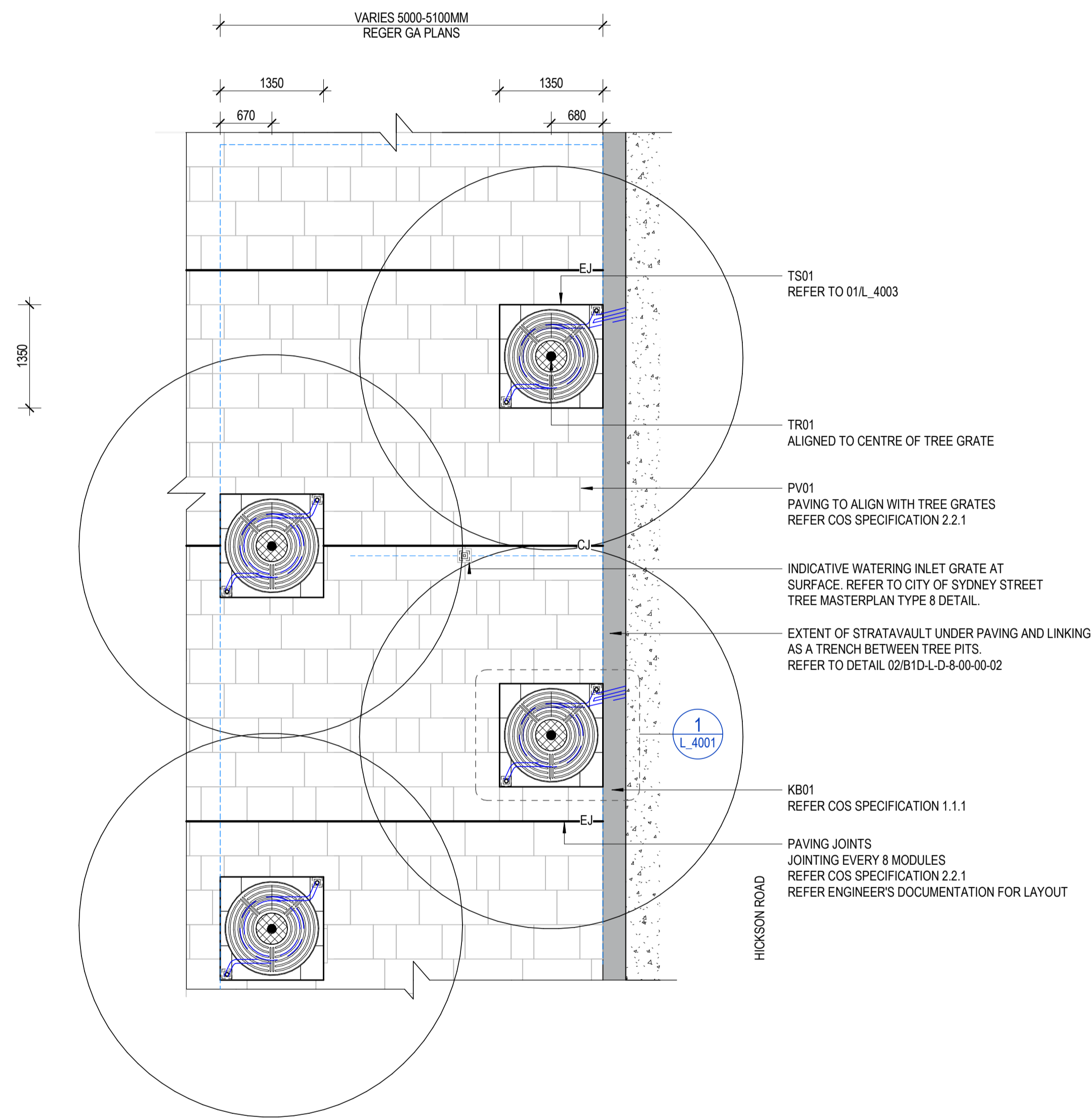
DRAWING TITLE
DETAILS

REVIEWED

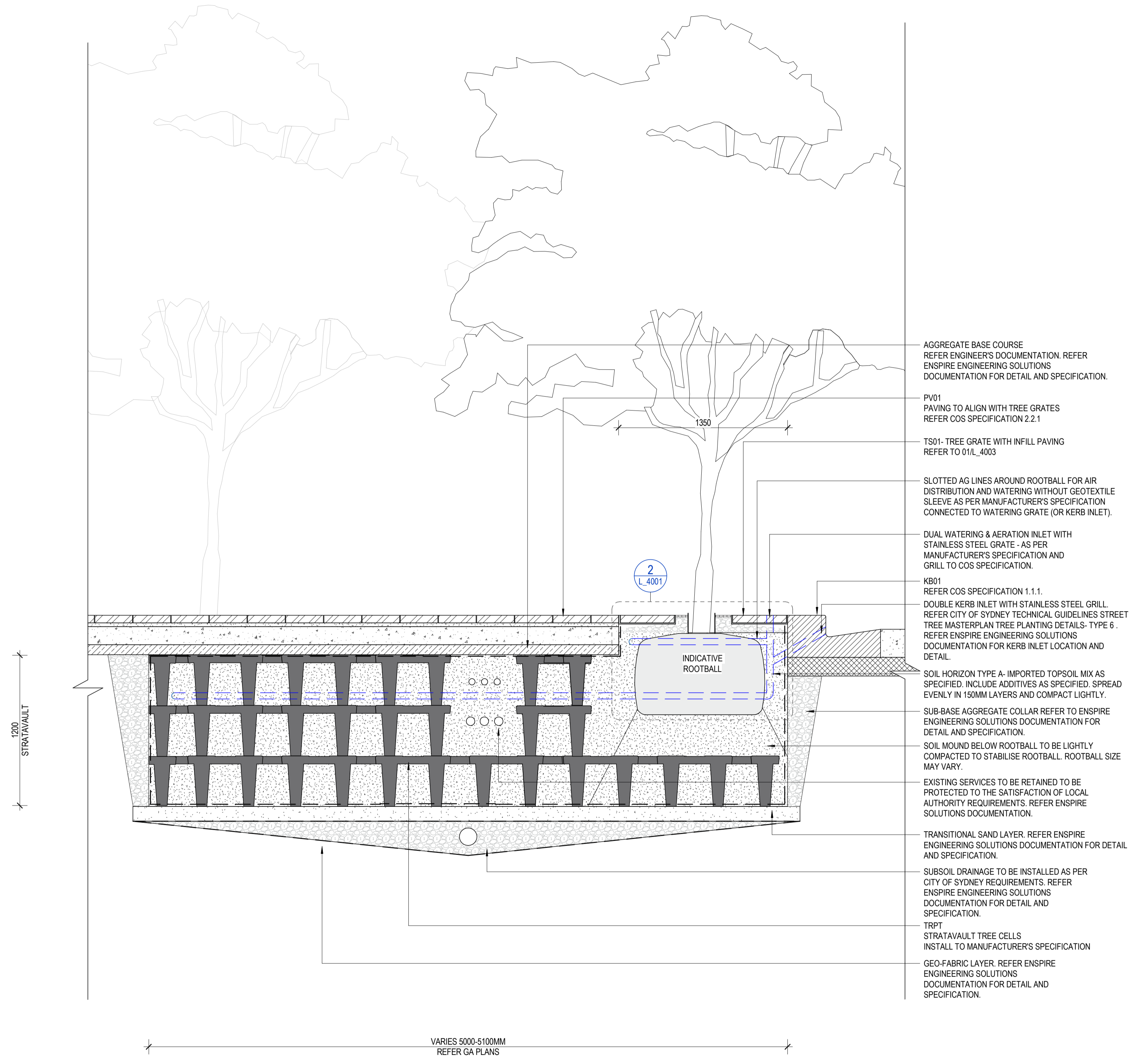
JH
APPROVED
JB
DRAWING NO.
L_4001

SCALE @ A1

PROJECT NO.
017641
REV NO.
E



1 WESTERN VERGE - TYPICAL PLAN
1:50



2 WESTERN VERGE - TYPICAL SECTION
L_3001 1:20

CONSULTANT

Hassell LTD ABN 24 007 711 435
Level 2, Pier 8/9, 23 Hickson Rd
Sydney NSW 2000 Australia
T +61 2 9101 2000
F +61 2 9101 2100
sydney@hassellstudio.com
Nominated Architects NSW:
Tony Griat 5350
Glenn Scott 6842
Ross de la Motte 7398

Hassell

REFERENCE

NORTH

NOTES

- Do not scale drawing. Written dimensions govern
 - All dimensions are in millimeters unless noted otherwise
 - All dimensions shall be verified on site before proceeding with the work. Hassell shall be notified in writing of any discrepancies.
 - This drawing must be read in conjunction with all relevant contracts, specifications and drawings
- This drawing is an uncontrolled copy. Unless noted otherwise
© Copyright of this drawing is vested in Hassell Ltd.

REV DESCRIPTION

A	DRAFT 50% DESIGN
B	50% DESIGN
C	Draft - For REF Approval
D	For REF Approval
E	For REF Approval - Client Comments Update

DATE

20/02/2025
28/05/2025
12/09/2025
03/10/2025
13/11/2025

CLIENT

INSW

PROJECT

HICKSON ROAD - STAGE 4

STATUS

FOR REF APPROVAL

DRAWING TITLE

DETAILS

REVIEWED

JH

APPROVED

JB

DRAWING NO.

L_4002

SCALE @ A1

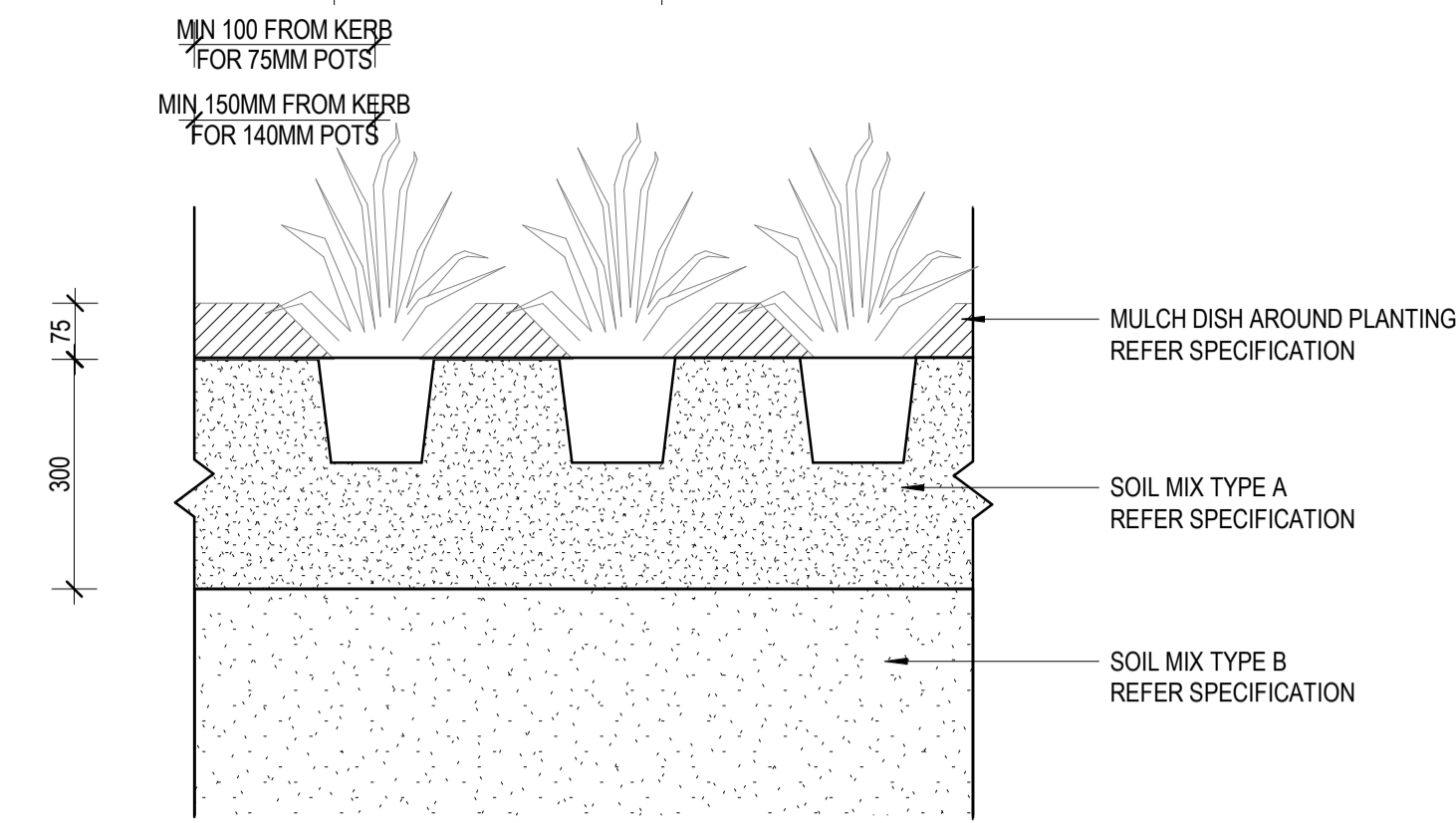
PROJECT NO.

017641

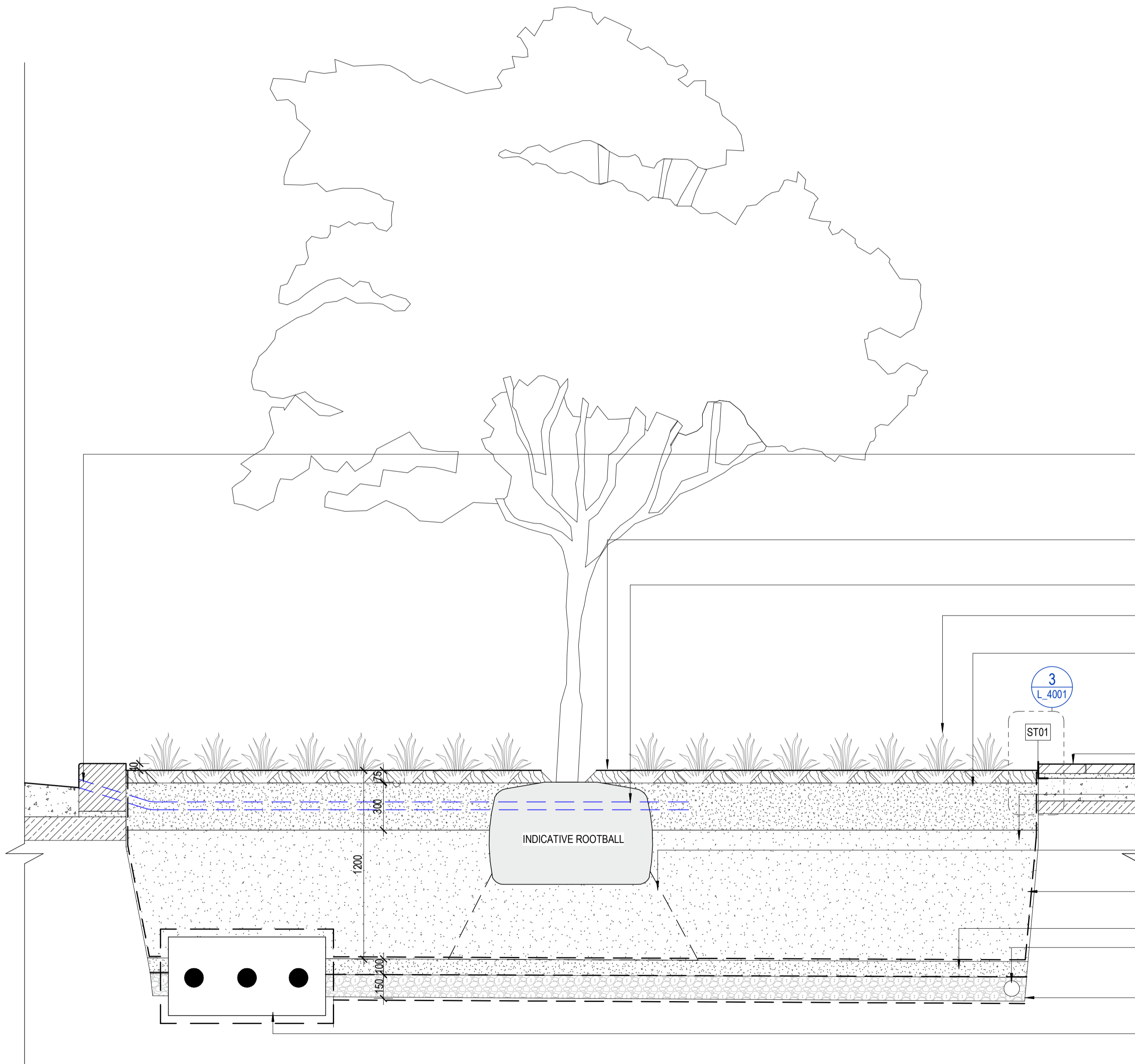
REV NO.

E

REFER TO PLANTING SCHEDULE FOR SIZE AND PLANTING MATRIX DETAILS FOR SPACING

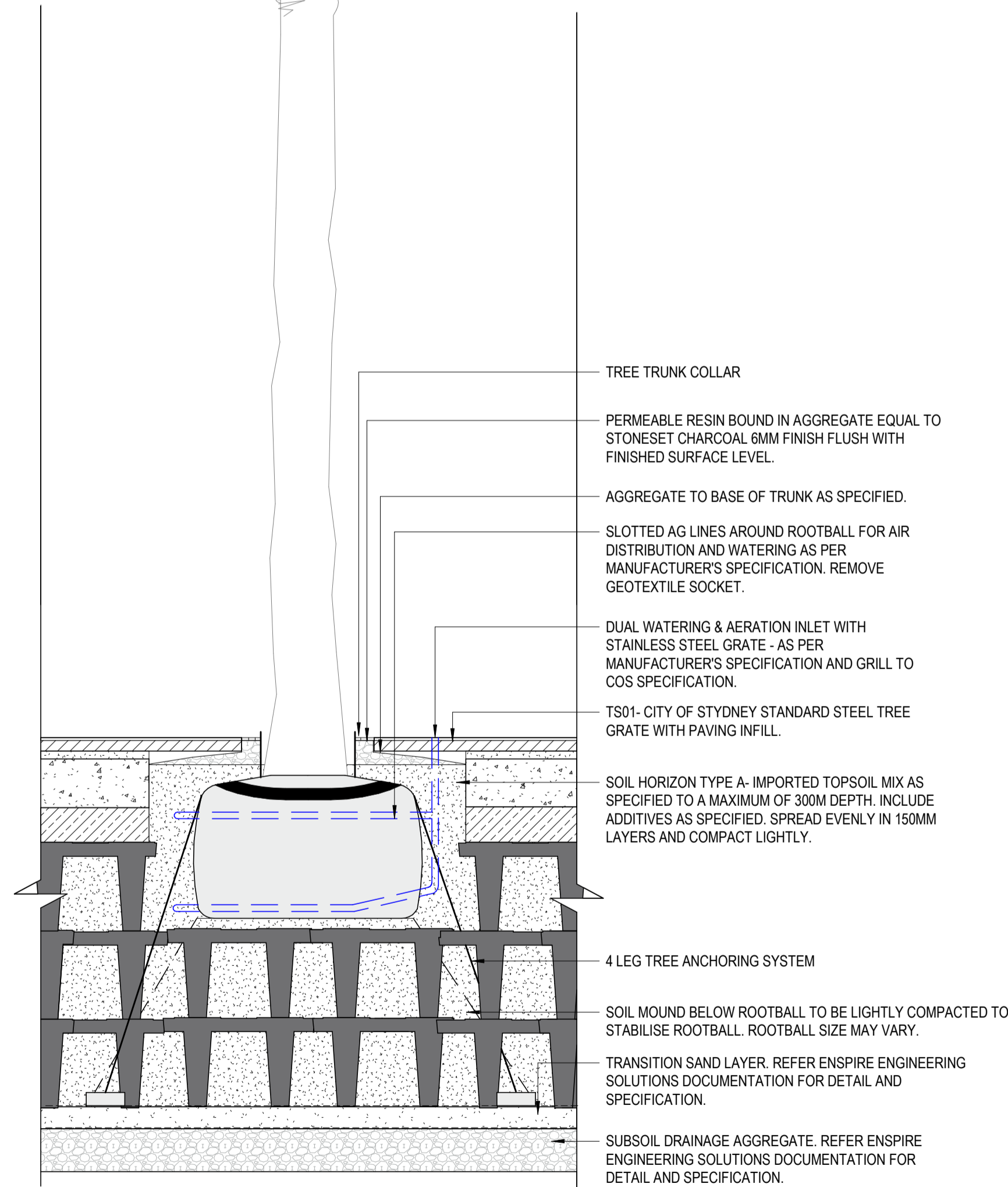


1 PL01/02 - TYPICAL SECTION
L_3001 1:10



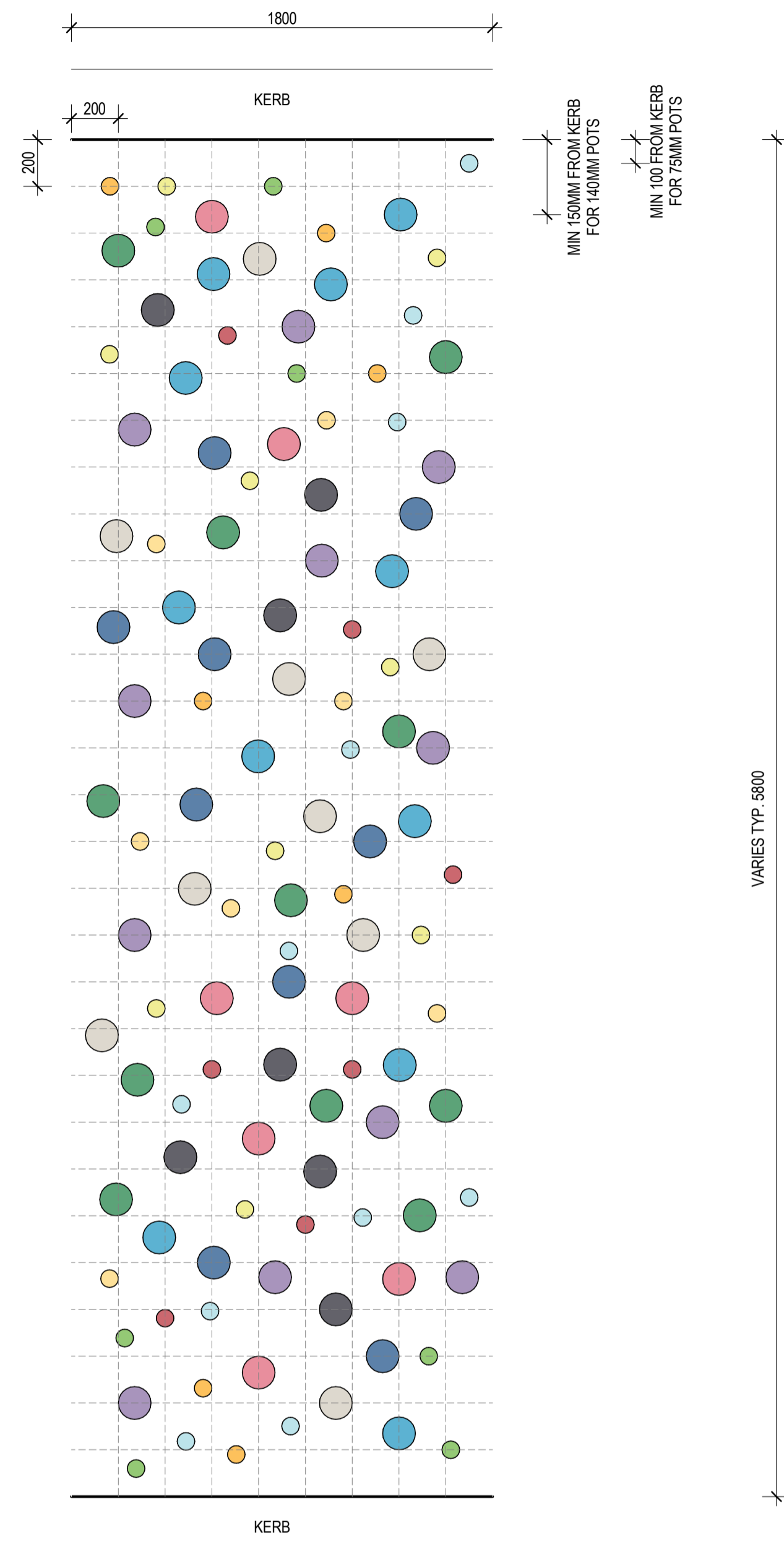
- DOUBLE KERB INLET WITH STAINLESS STEEL GRILL. REFER CITY OF SYDNEY TECHNICAL GUIDELINES STREET TREE MASTERPLAN TREE PLANTING DETAILS- TYPE 6. REFER ENSPIRE ENGINEERING SOLUTIONS DOCUMENTATION FOR KERB INLET LOCATION AND DETAIL.
- PLACE MULCH AROUND TREE TRUNK. REFER TO SPECIFICATION
- AG-LINE FOR PASSIVE IRRIGATION TO EXTEND TO THE MIDDLE OF VERGE. REMOVE GEO SOCKET.
- PL01 REFER TO PLANTING SCHEDULE
- SOIL HORIZON TYPE A- IMPORTED TOPSOIL MIX AS SPECIFIED TO A MAXIMUM OF 300M DEPTH. INCLUDE ADDITIVES AS SPECIFIED. SPREAD EVENLY IN 150MM LAYERS AND COMPACT LIGHTLY.
- PV01- FOOTPATH
- SOIL HORIZON TYPE B INCLUDE ADDITIVES AS SPECIFIED. BACKFILL AROUND ROOTBALL AND CONSOLIDATE SOIL IN 200MM LAYERS TO CREATE THE SOIL PROFILE SHOWN.
- SOIL MOUND BELOW ROOTBALL TO BE LIGHTLY COMPACTED TO STABILISE ROOTBALL. ROOTBALL SIZE MAY VARY.
- GEOFABRIC LAYER. REFER ENSPIRE ENGINEERING SOLUTIONS DOCUMENTATION FOR DETAIL AND SPECIFICATION.
- TRANSITION SAND LAYER
- AG-PIPE (WITHOUT SOCKET, IN 150MM DRAINAGE AGGREGATE) TO CONNECT TO STORMWATER. REFER ENSPIRE ENGINEERING SOLUTIONS DOCUMENTATION FOR DETAIL AND SPECIFICATION.
- SUBSOIL DRAINAGE AGGREGATE. REFER ENSPIRE ENGINEERING SOLUTIONS DOCUMENTATION FOR DETAIL AND SPECIFICATION.
- HV CABLES TO BE PROTECTED AS PER REQUIREMENTS BY AUTHORITY DEPTH VARIES. REFER ENSPIRE ENGINEERING SOLUTIONS DOCUMENTATION.

2 TR01 GARDEN BED - TYPICAL SECTION
L_3001 1:20



- TREE TRUNK COLLAR
- PERMEABLE RESIN BOUND IN AGGREGATE EQUAL TO STONESET CHARCOAL 6MM FINISH FLUSH WITH FINISHED SURFACE LEVEL.
- AGGREGATE TO BASE OF TRUNK AS SPECIFIED.
- SLOTTED AG LINES AROUND ROOTBALL FOR AIR DISTRIBUTION AND WATERING AS PER MANUFACTURER'S SPECIFICATION. REMOVE GEOTEXTILE SOCKET.
- DUAL WATERING & AERATION INLET WITH STAINLESS STEEL GRATE - AS PER MANUFACTURER'S SPECIFICATION AND GRILL TO COS SPECIFICATION.
- TS01- CITY OF SYDNEY STANDARD STEEL TREE GRATE WITH PAVING INFILL.
- SOIL HORIZON TYPE A- IMPORTED TOPSOIL MIX AS SPECIFIED TO A MAXIMUM OF 300M DEPTH. INCLUDE ADDITIVES AS SPECIFIED. SPREAD EVENLY IN 150MM LAYERS AND COMPACT LIGHTLY.
- 4 LEG TREE ANCHORING SYSTEM
- SOIL MOUND BELOW ROOTBALL TO BE LIGHTLY COMPACTED TO STABILISE ROOTBALL. ROOTBALL SIZE MAY VARY.
- TRANSITION SAND LAYER. REFER ENSPIRE ENGINEERING SOLUTIONS DOCUMENTATION FOR DETAIL AND SPECIFICATION.
- SUBSOIL DRAINAGE AGGREGATE. REFER ENSPIRE ENGINEERING SOLUTIONS DOCUMENTATION FOR DETAIL AND SPECIFICATION.

3 TR03- TYPICAL ANCHOR PLANTING IN STRATAVAULT
L_3003 1:20



CODE	BOTANICAL NAME	COMMON NAME	DENSITY
BS	BANKSIA SPINULOSA 'BIRTHDAY CANDLES'	BANKSIA	1 PLANT/m ²
BR	BRACHYSCOME SPP	BRACHYSCOME	1 PLANT/m ²
BB	BULBINE BULBOSA	BULBINE LILY	0.6 PLANTS/m ²
CC	CALOCEPHALUS CITERUS	LEMON BEAUTY HEADS	0.8 PLANTS/m ²
CH	CHRYSOCEPHALUM SEMIPAPPUSUM	CHRYSOCEPHALUM	0.6 PLANTS/m ²
DA	DAMPIERA ALATA	WINGED-STEM DAMP	0.6 PLANTS/m ²
GO	GOODENIA OVATA	GOODENIA	0.6 PLANTS/m ²
LL	LOMANDRA LONGIFOLIA 'LIME TUFF'	LIME TUFF	1 PLANT/m ²
OD	OZOTHAMNUS DIOS. 'RED GINGHAM'	RICE FLOWER	0.8 PLANT/m ²
VA	VERONICA ARENARIA	DIGGERS SPEEDWEL	0.6 PLANTS/m ²
VH	VIOLA HEDERACEA	NATIVE VIOLET	0.6 PLANTS/m ²
WS	WAHLENBERGIA STRICTA	TALL BLUEBELL	0.8 PLANT/m ²
WF	WESTRINGIA FRUTICOSA 'FLAT N FRUITY'	COASTAL ROSEMARY	1 PLANTS/m ²

2 PL01- VERGE - PLANTING MATRIX
1:20



CONSULTANT

Hassell LTD ABN 24 007 711 435
Level 2, Pier 8/9, 23 Hickson Rd
Sydney NSW 2000 Australia
T +61 2 9101 2000
F +61 2 9101 2100
sydney@hassellstudio.com
Nominated Architects NSW:
Tony Grist 5350
Glenn Scott 6842
Ross de la Motte 7398

Hassell

REFERENCE

NORTH

NOTES

- Do not scale drawing. Written dimensions govern
 - All dimensions are in millimeters unless noted otherwise
 - All dimensions shall be verified on site before proceeding with the work. Hassell shall be notified in writing of any discrepancies.
 - This drawing must be read in conjunction with all relevant contracts, specifications and drawings
- This drawing is an uncontrolled copy. Unless noted otherwise
© Copyright of this drawing is vested in Hassell Ltd.

REV DESCRIPTION

REV	DESCRIPTION	DATE
A	DRAFT 50% DESIGN	20/02/2025
B	50% DESIGN	28/05/2025
C	Draft - For REF Approval	12/09/2025
D	For REF Approval	03/10/2025
E	For REF Approval - Client Comments Update	13/11/2025

CLIENT

CLIENT

INSW
PROJECT
HICKSON ROAD - STAGE 4

STATUS

FOR REF APPROVAL

DRAWING TITLE
DETAILS

REVIEWED

JH


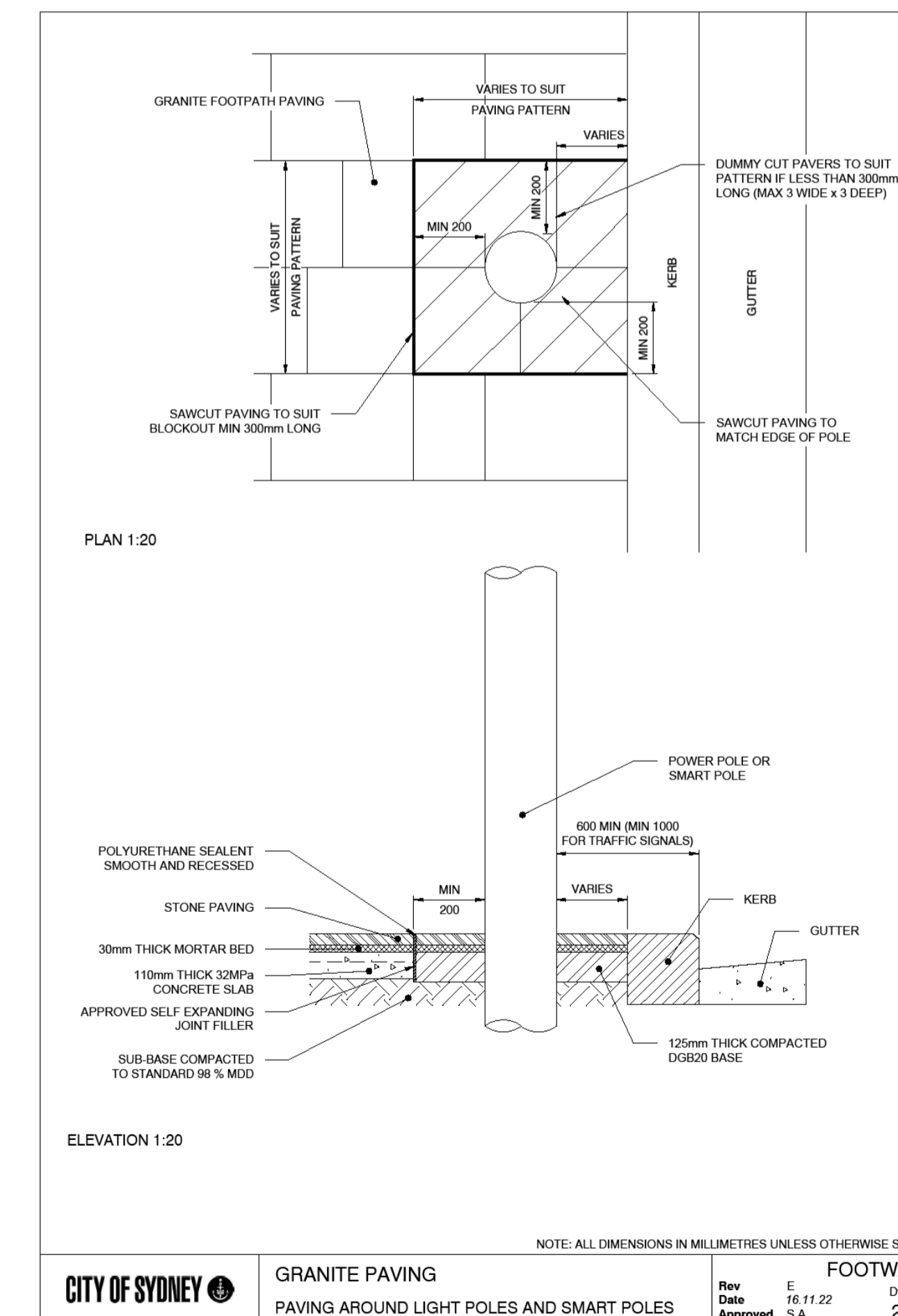
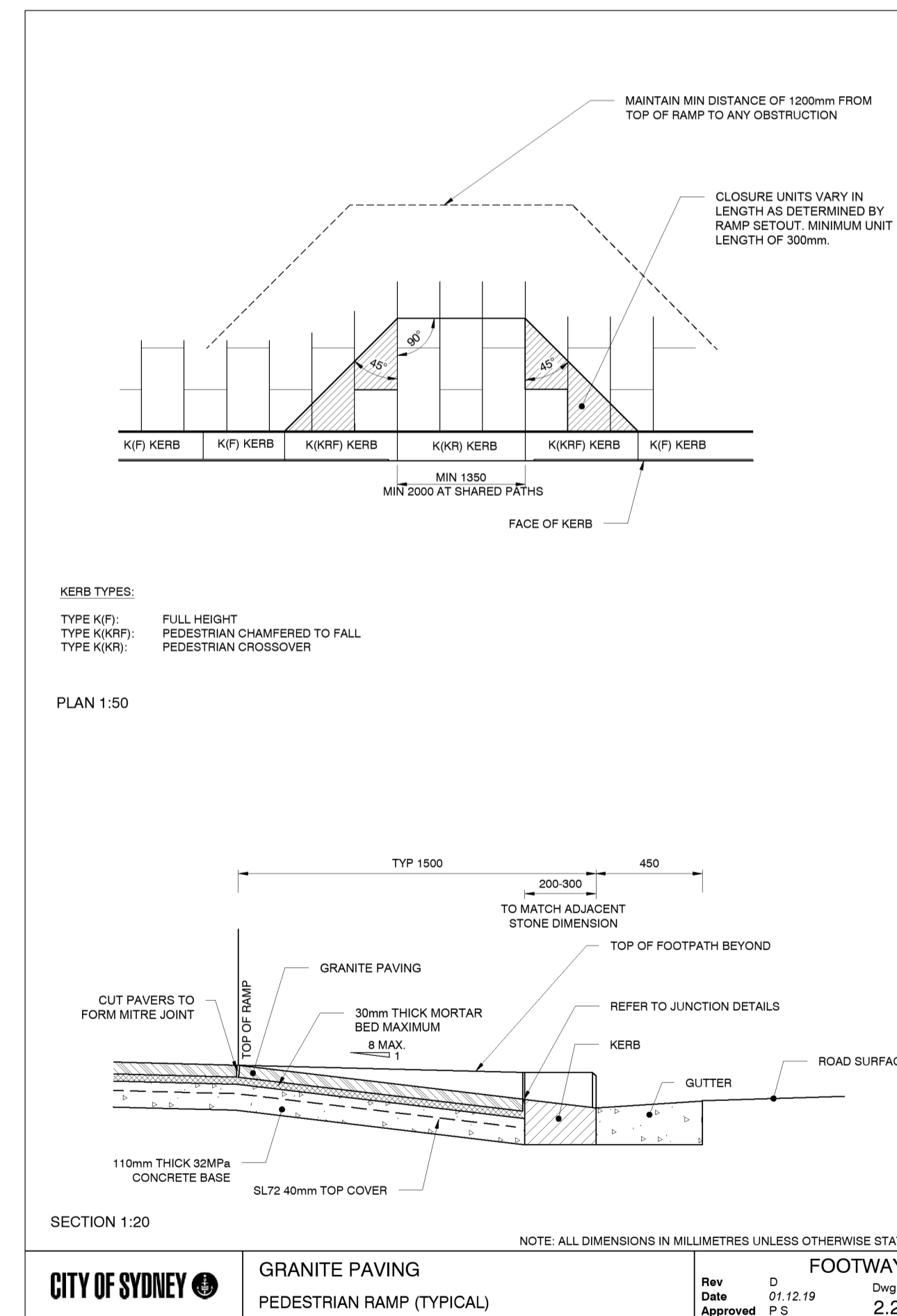
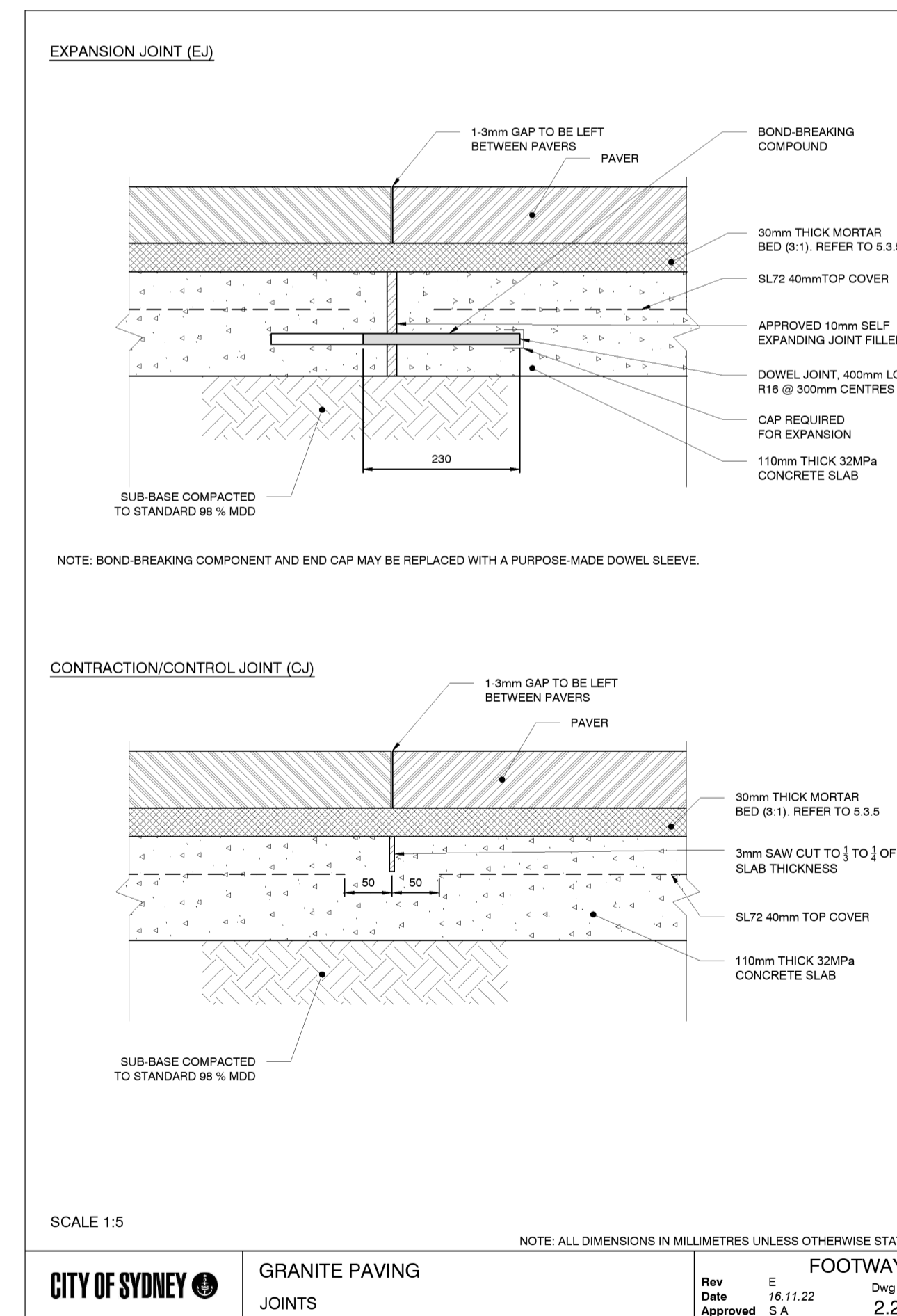
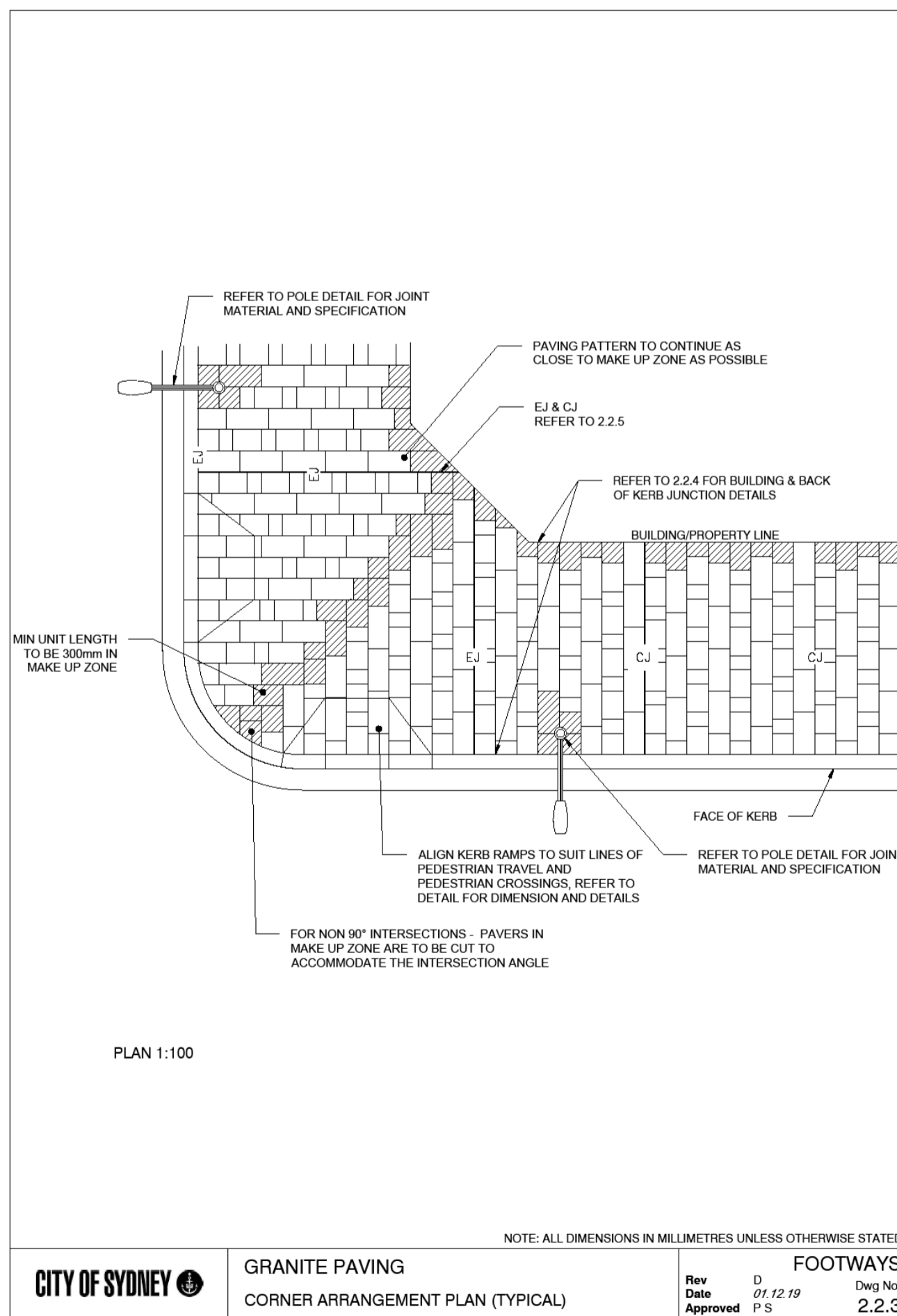
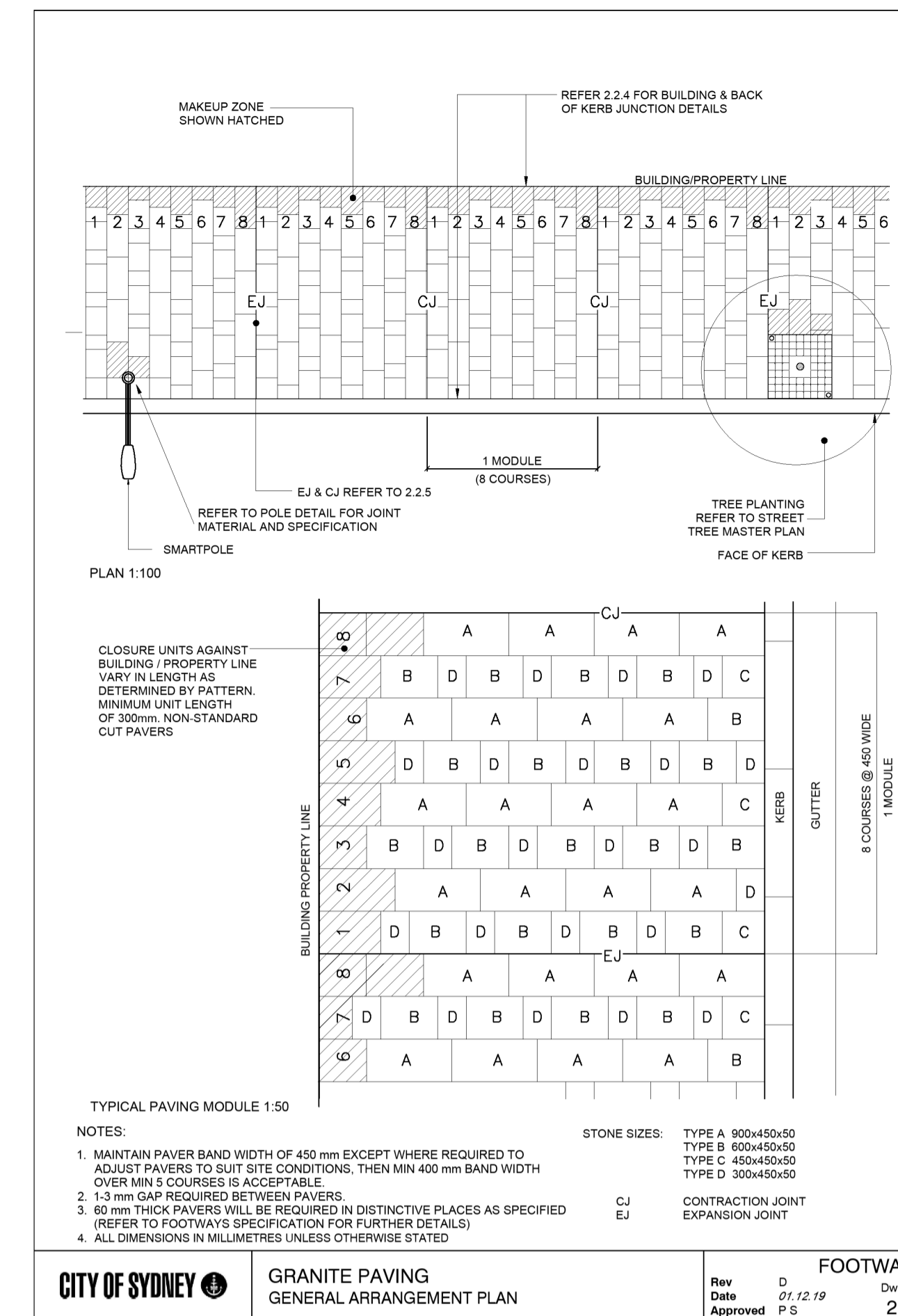
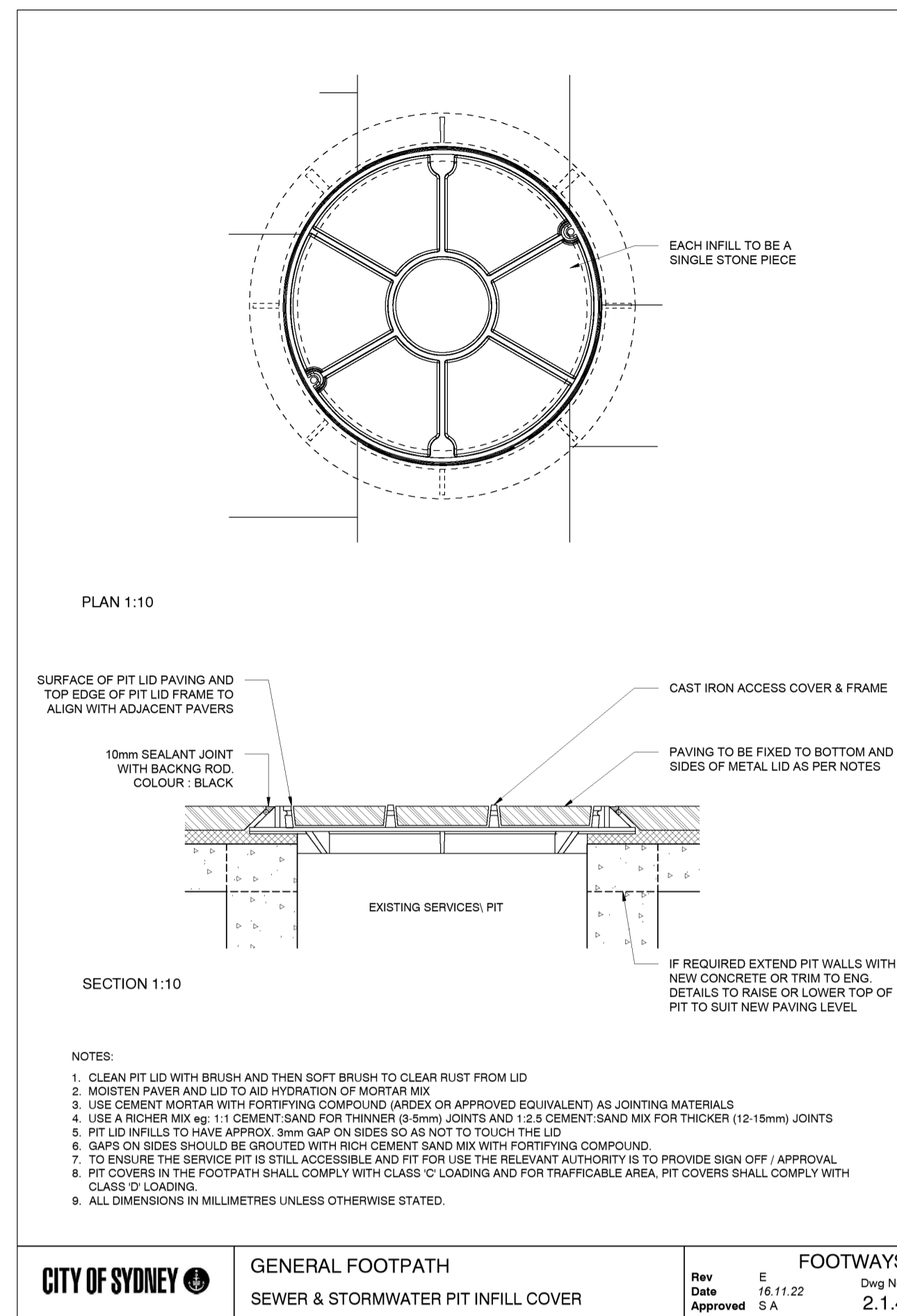
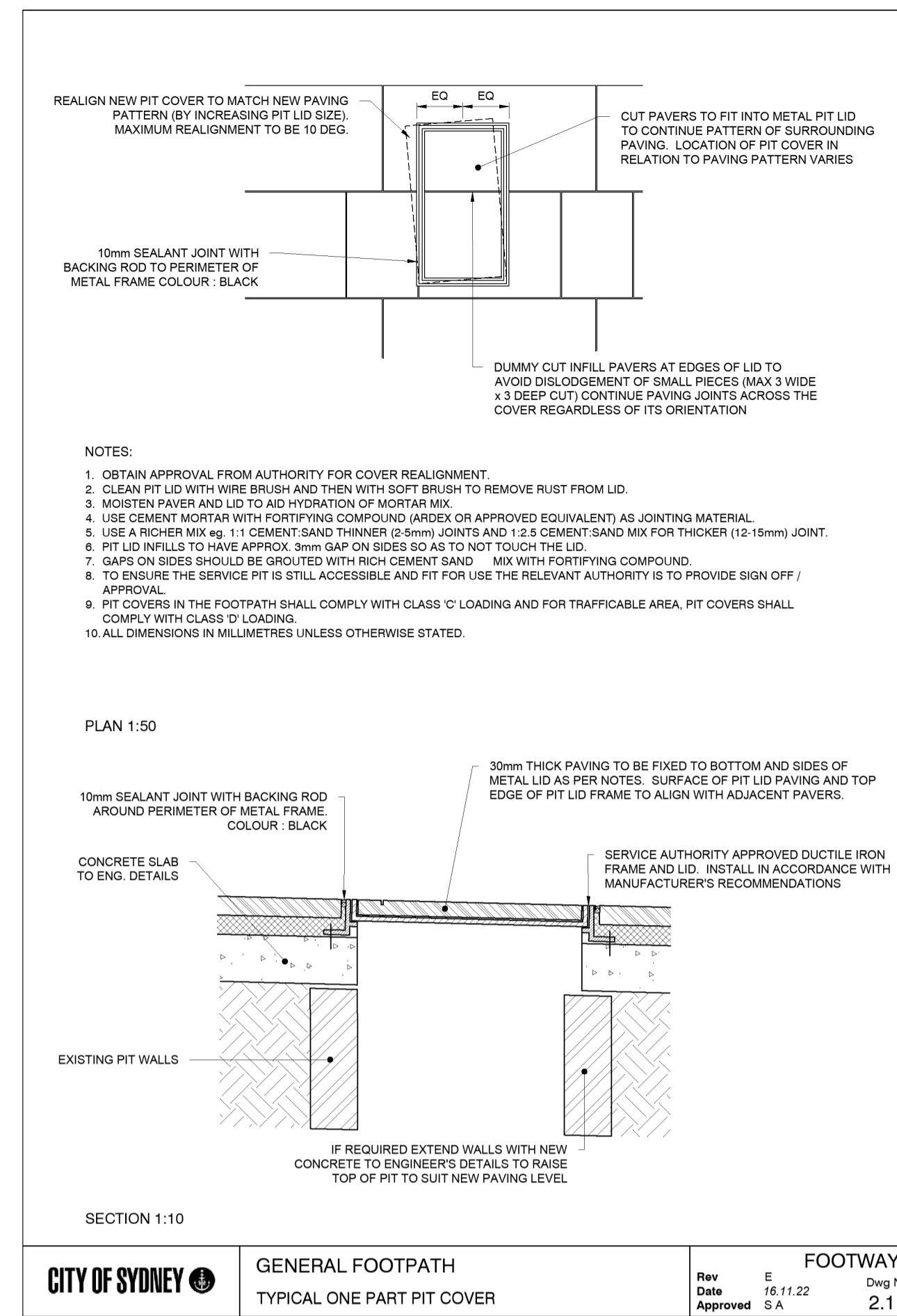
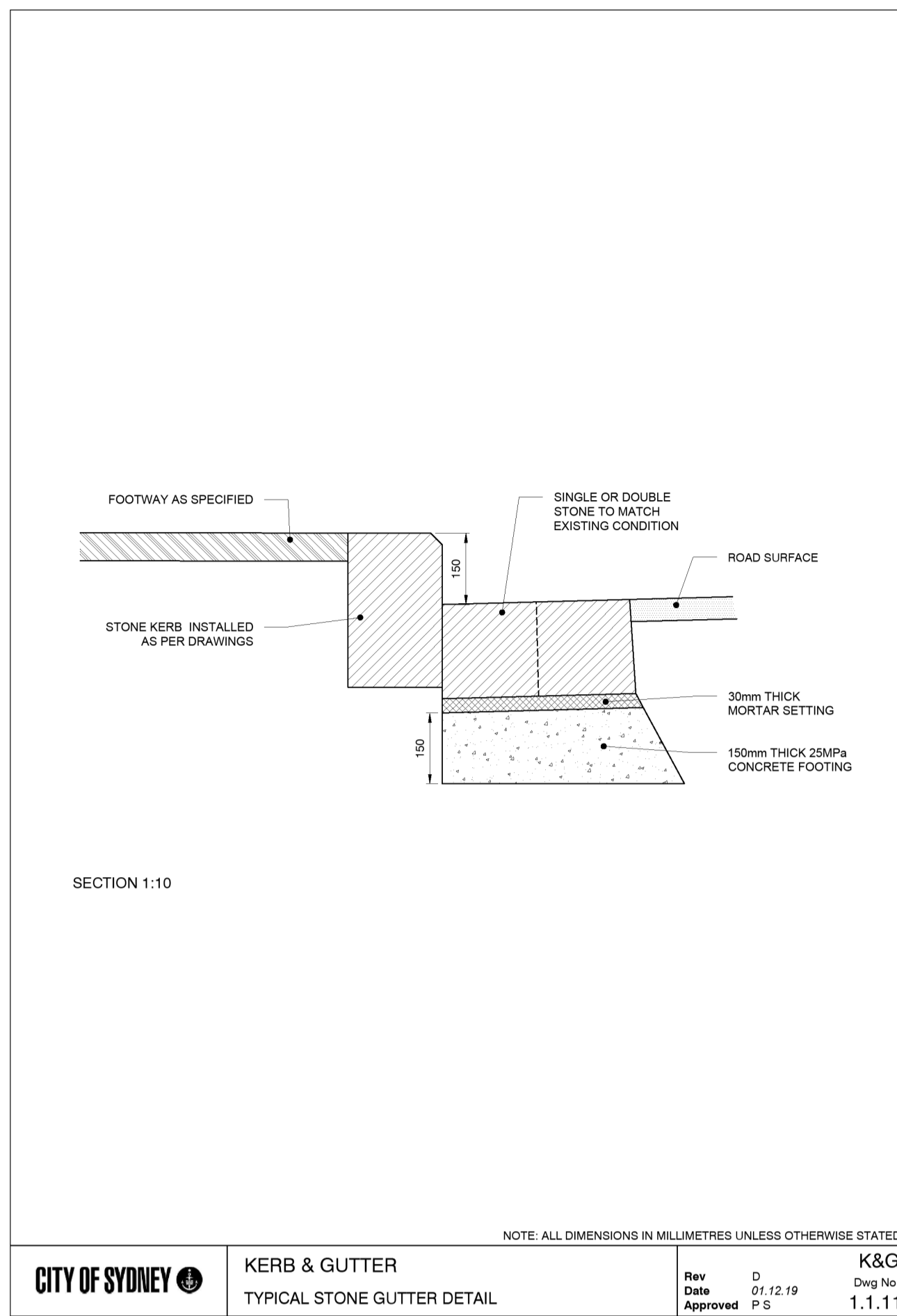
APPROVED
JB

DRAWING NO.
L_4004

SCALE @ A1

PROJECT NO.
017641

REV NO.
E



CONSULTANT

Hassell LTD ABN 24 007 711 435
Level 2, Pier 8/9,23 Hickson Rd
Sydney NSW 2000 Australia
T +61 2 9101 2000
F +61 2 9101 2100
sydney@hassellstudio.com
Nominated Architects NSW:
Tony Griat 5350
Glenn Scott 5842
Ross de la Motte 7398



REFERENCE

NORTH

NOTES

- Do not scale drawing. Written dimensions govern
 - All dimensions are in millimeters unless noted otherwise
 - All dimensions shall be verified on site before proceeding with the work. Hassell shall be notified in writing of any discrepancies.
 - This drawing must be read in conjunction with all relevant contracts, specifications and drawings
- This drawing is an uncontrolled copy. Unless noted otherwise
© Copyright of this drawing is vested in Hassell Ltd.

REV DESCRIPTION

DATE

- | | | |
|---|---|------------|
| A | DRAFT 50% DESIGN | 20/02/2025 |
| B | 50% DESIGN | 28/05/2025 |
| C | Draft - For REF Approval | 12/09/2025 |
| D | For REF Approval | 03/10/2025 |
| E | For REF Approval - Client Comments Update | 13/11/2025 |

CLIENT

INNS
PROJECT
HICKSON ROAD - STAGE 4

STATUS

FOR REF APPROVAL
DRAWING TITLE
DETAILS

REVIEWED

JH
APPROVED
JB
DRAWING NO.
L_4005

SCALE @ A1

AS SHOWN
PROJECT NO.
017641
REV NO.
E

